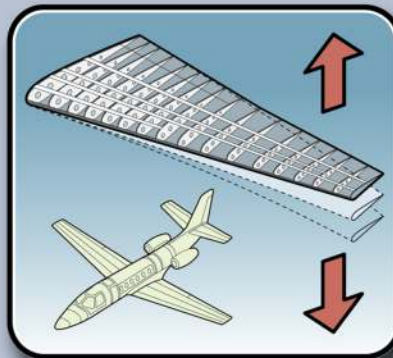
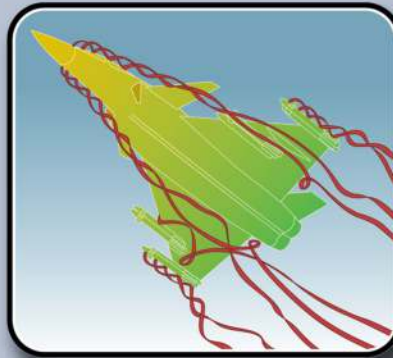




Document X/D 47

# GARTEUR Annual Report 2013





# GARTEUR ANNUAL REPORT 2013

## TABLE OF CONTENT

<b>1. EXECUTIVE SUMMARY .....</b>	<b>3</b>
<b>2. INTRODUCTION .....</b>	<b>5</b>
<b>3. GARTEUR COUNCIL .....</b>	<b>6</b>
3.1. Chairmanship and membership .....	6
3.2. Meetings .....	6
3.2.1. General points .....	6
3.2.2. Contacts with EREA .....	7
3.2.3. Contacts with industry .....	7
3.2.4. European Commission .....	7
3.2.5. Strategy discussions .....	8
3.3. External communication .....	8
3.3.1. GARTEUR Website and archive .....	8
3.3.2. AirTN and AirTN NextGen .....	9
3.4. GARTEUR certificates 2013 .....	10
<b>4. THE EUROPEAN AERONAUTICS RTD ENVIRONMENT .....</b>	<b>11</b>
4.1. Civil aeronautics.....	11
4.1.1. Flightpath 2050 - Europe’s Vision for Aviation .....	11
4.1.2. Strategic Research and Innovation Agenda (SRIA) .....	12
4.1.3. Horizon 2020.....	15
4.2. Military aeronautics.....	16
4.2.1. Six-nation initiative (LOI) .....	16
4.2.2. European Technology Acquisition Programme (ETAP) .....	16
4.2.3. European Defence Agency (EDA).....	17
<b>5. SUMMARY OF GARTEUR TECHNICAL ACTIVITIES .....</b>	<b>18</b>
5.1. Group of Responsables - Aerodynamics (AD) .....	19
5.2. Group of Responsables - Flight Mechanics, Systems and Integration (FM) .....	28
5.3. Group of Responsables - Helicopters (HC) .....	31
5.4. Group of Responsables - Structures and Materials (SM).....	36

<b>6. GARTEUR SUCCESS STORIES AND LINKS TO OTHER EUROPEAN PROGRAMMES .....</b>	<b>40</b>
6.1. GARTEUR success stories.....	40
6.1.1. Intake Aerodynamics .....	41
6.1.2. “Rigid Body and Aeroelastic Rotorcraft-Pilot-Coupling - Prediction Tools and Means of Prevention” .....	43
6.2. Links with other European Programmes .....	45
<b>7. REFERENCES .....</b>	<b>49</b>
<b>8. LIST OF TABLES AND FIGURES .....</b>	<b>49</b>
<b>9. APPENDIX 1: GARTEUR ORGANISATION .....</b>	<b>50</b>
<b>10. APPENDIX 2: OVERVIEW OF GARTEUR TECHNICAL ACTIVITIES.....</b>	<b>51</b>
<b>11. APPENDIX 3: PARTICIPATION IN ACTIONS GROUPS BY NATION / ORGANISATIONS IN 2013 .....</b>	<b>52</b>
<b>12. APPENDIX 4: RESOURCES DEPLOYED WITHIN ACTION GROUPS: PERSON-MONTH AND OTHER COSTS IN K€.....</b>	<b>53</b>
<b>13. APPENDIX 5: LIST OF GARTEUR REPORTS ISSUED IN 2013 .....</b>	<b>54</b>
13.1. Technical Reports.....	54
13.2. Executive Committee and Council.....	54
13.3. Conference Publications.....	55
13.4. Availability of technical reports .....	55
<b>14. APPENDIX 6: LIST OF ABBREVIATIONS.....</b>	<b>55</b>



## 1. EXECUTIVE SUMMARY

Air transport is an essential sector in the more and more globalized world meeting the needs of societies by giving means to connect markets and people. It has been continuously growing these last 45 years and according to recent market surveys it is expected to continue over the next 20 years.

The European aviation industry is currently world leading and contributes very positively to European economic welfare. To reinforce this position it is therefore vitally important to be ready to meet future major economical and societal challenges. Industrial competition is fierce and increasing, not only from established regions but also from new and strong challengers. Protecting the environment and ensuring safety and security are other key challenges. Hence, the entire sector must improve its performance in order to maintain its global leadership and meet the needs of citizens. Top level objectives of European aviation industry are addressed in the vision document “Flightpath 2050” presented in 2011. ACARE<sup>1</sup> stakeholders also come together to develop the “Strategic Research and Innovation Agenda” (SRIA) presented in 2012. Both these documents define the civil aviation policy in which the GARTEUR action is placed.

Research, technology and innovation are essential catalysts for a competitive and sustainable future and efforts have to be pursued to remain effective. Aviation operates on long timescales for exploitation of technology and innovation both because of the complexity of the systems involved and because of the necessary safety requirements and certification processes. This leads to the need for a long term research plan to initiate research on new promising technologies in time.

Likewise, the European Military Aircraft Industrial base has been and is very strong, and several Air Power Systems are being taken into service as well as being upgraded. Many of the technologies developed for these programmes have also been the basis for the successful commercial aircraft industry and other industrial sectors. Conversely, technologies developed for civil aviation are more and more beneficial to military aviation.

The declining defence budgets mean that it is no longer economically viable to retain non-controlled redundant development capabilities in Europe. This necessitates a harmonised approach between Governments, their agencies, industry and research institutions, to enable European Governments to have access to affordable European Air Power solutions, meeting future defence and security requirements. Through various European collaboration projects and studies European countries are paving the way for the next generation of Future Air Systems (manned and unmanned).

More generally, the GARTEUR Council is a unique forum of R&T aeronautical experts from relevant government ministries and research establishments. The Groups of Responsables (GoR), the scientific management bodies and think-tank of GARTEUR, are composed of representatives from government departments, national research establishments and industry.

---

<sup>1</sup> ACARE: Advisory Council for Aviation Research and innovation in Europe

GARTEUR is the only framework for both civil and military R&T collaboration in Europe. It has been working successfully for numerous projects over the past decades and has continuously adapted to meet new challenges. This Annual Report includes a summary overview of GARTEUR projects (Action Groups) as well as new topics under consideration. The activities and projects of the Groups of Responsables are described in more detail in a separate report (GARTEUR X/D 48 - Annexes to the Annual Report 2013). These annexes, which can also be downloaded from the GARTEUR website, well demonstrate the added value of the cooperation to improve the technology base of the contributing actors.

Beyond that, GARTEUR can take advantage and stimulate R&T activities in the aeronautical framework programmes at both national and European levels. Several examples show that GARTEUR projects are often continued in more application-orientated EU-funded projects, complementing national R&T efforts.

Regarding the EU funded ERA-Net AirTN<sup>2</sup> project, for which GARTEUR was the initiator, the final workshop was held in Bonn in December 2013. The activities will be pursued during 2014 and 2015 in a new EU project: AirTN NextGen. The AirTN team has successfully established and maintained an extensive network of European aeronautics stakeholder groups that include ACARE and GARTEUR along with universities and research institutes.

The reports on national situations in aeronautics, in both civil and military domains, are presented at each GARTEUR Council meeting, reflect the changing situation and show that the Governments of the GARTEUR countries are closely following and adapting to the developments described above. Over the past years some of the GARTEUR countries have formulated new national strategy plans and R&T programmes. These are made available at the GARTEUR website.

Members of the GARTEUR Council are involved with several other European organizations so that GARTEUR Council meetings act as an effective forum for information exchange. Senior scientific or technical managers from large aerospace companies are invited to give specific presentations at each Council meeting to pursue contacts with the industry.

In the aeronautic community the development of autonomous vehicles and related technologies as well as the growth of cybersecurity technologies are becoming increasingly important topics. For this reason a specific GARTEUR group was formed in 2013 to suggest priority actions that GARTEUR could initiate in the Aviation Security area where many synergies could be found between civil and military domains. Tasks concerning Remotely Piloted Aircraft Systems and Cybersecurity are suggested among identified actions. This action will be pursued in 2014 and it is expected that a specific GoR on Aviation Security is created.

France took over the GARTEUR chairmanship from Sweden at the beginning of 2013 and will remain in charge until the end of 2014.

Hervé Consigny  
GARTEUR Council  
Chairman  
(2013-2014)



---

<sup>2</sup> AirTN: Air Transport Net

## 2. INTRODUCTION

The GARTEUR Annual Report 2013 has been prepared by the Executive Committee for the 55th Council meeting to be held in London March 13-14, 2014.

The Report provides a summary of all the ongoing activities at scientific and technical levels as well as at the management level, according to the Action Plan agreed by the Council in March 2013.

All matters directly connected to Council activities or decisions are addressed in the next chapter on GARTEUR Council.

Chapter 4 provides an overview of the European aeronautics RTD environment, within which GARTEUR nations continue to account for the vast majority of aeronautical activities.

The GARTEUR scientific and technical activities are summarised in Chapter 5, where ongoing activities are presented as one page posters. More details about the scientific and technical activities are presented in a separate report prepared by the Groups of Responsables (GARTEUR X/D 48 - Annexes to the Annual Report 2013). These annexes can also be downloaded from the GARTEUR website. Data and statistics for GARTEUR activities are provided in the Appendices to this report.

### 3. GARTEUR COUNCIL

#### 3.1. Chairmanship and membership

Following the transfer of the GARTEUR Chairmanship from Sweden on 1 January 2013, France started chairing GARTEUR for the two-year period ending on 31 December 2014.

Dr. Hervé Consigny was appointed as the Chairman of the Council, Dr. Olivier Vasseur became the Chairman of the Executive Committee (XC) and Mrs Anne-Laure Delot the GARTEUR Secretary, all of them being employed by ONERA, the French Aerospace Lab.

Only one change to the national delegation took place in 2013. More precisely in the Spanish delegation, Mr. Pedro Garcia-Samitier retired in June 2013; his successor has not been appointed yet.

The Chairman of the Groups of Responsables on Flight Mechanics, Systems and Integration changed in October 2013 after the departure of Dr. Patrick Fabiani from ONERA. His successor was Mr Francisco Muñoz Sanz from INTA.

The composition of the GARTEUR Council as of January 2014 is presented in Figure 9, Appendix 1.

#### 3.2. Meetings

##### 3.2.1. General points

The GARTEUR Council met twice in 2013:

- C54 in Bonn, Germany on 14-15 March 2013;
- C55 in Amsterdam, the Netherlands on 17-18 October 2013.

The Council meetings followed the usual meeting agenda with the main focus on recurring agenda topics i.e. the GoR chairmen report about the activities in the Action/Exploratory Groups on their 3-5 years rolling plans and the XC Chairman reports about the status of ongoing and planned GARTEUR actions with respect to the GARTEUR Action Plan.

An important point on the Council meeting agendas is the reports on the national situations in aeronautics, on the civil and military side. Members of the GARTEUR Council are also involved with several other European organisations and hence the GARTEUR Council meetings also act as an effective forum for information exchange. Several member countries have published strategy documents on aeronautics. The public versions of these are included on the GARTEUR website.

The Executive Committee (XC) met twice in 2013:

- XC151 in Madrid, Spain on 7 February 2013;
- XC152 in Palaiseau, France on 11 September 2013.

In addition the Executive Committee held short meetings together with GoR chairs in the morning before the Council meetings.

The GARTEUR Basic documents have been updated at the Council meeting of October 2013 to comply with the changes agreed in 2013 concerning the dissemination of GARTEUR recent results. The latest version of the GARTEUR Basic documents is available on the GARTEUR website.

### **3.2.2. *Contacts with EREA***

In order to discuss and coordinate common strategy issues between EREA and GARTEUR the EREA Chairman, Prof. R. Henke, was invited at the GARTEUR Council meeting in March 2013. During this meeting the EREA Chairman informed GARTEUR Council members on “Future Sky”, an EREA proposal for a Joint Research Initiative (JRI) in Aviation. The GARTEUR Chairman informed EREA about Aviation Security initiatives. This action which implies civilian and military points of view completes the task done by EREA in the Safety domain.

### **3.2.3. *Contacts with industry***

In order to strengthen the links with industry, top level representatives from aeronautical industries and interest groups are regularly invited to attend the Council meetings to give presentations on their organisations and activities.

At the Council 54 meeting in Bonn in March 2013, Mr. T. Schmitt (Program Manager Future European MALE, CASSIDIAN) was invited to give a presentation on missions, markets and challenges of RPAS (Remotely Piloted Air Systems). The presentation detailed the situation of the UAS market and mentioned the priorities of industry regarding Aviation Security.

At the Council 55 meeting in Amsterdam in October 2013, Mr. A. Offringa from Fokker Aerostructures was invited to give a presentation on research and development of aerospace thermoplastics in the Netherlands. During his presentation Mr. A. Offringa also gave details regarding the Project TAPAS (Thermoplastic Affordable Primary Aircraft Structure) whose goals are to develop and demonstrate cost effective thermoplastic composite technology for large primary structure and to position the Dutch cluster for future Airbus and other aircraft programs.

At the end of the Council 55 meeting B. Thuis (Department Manager at NLR and Dutch GARTEUR XC member) made a presentation on the NLR programme on Metal Additive Manufacturing. The 3D printing makes it possible to print products with a complex internal structure, which cannot be done using conventional production methods. With the commissioning of a state-of-the-art Selective Laser Melting machine (a 3D metal printer) NLR has secured a leading position in this promising high-technology field to support the Dutch manufacturing industry.

### **3.2.4. *European Commission***

The Strategic Research and Innovation Agenda (SRIA) - a roadmap for aviation research, development and innovation developed by ACARE - was published in 2012 (more in Chapter 4).

The budget line for “Aeronautics/Aviation” is contained under “Smart, green and integrated transport” within “Horizon 2020”.

This agenda was very useful to launch the Aviation Security initiative and to determine the preliminary needs in this field.

### 3.2.5. *Strategy discussions*

At the Council meetings the status for ongoing and planned GARTEUR actions with respect to the GARTEUR Action Plan are discussed. A specific time slot is systematically devoted to strategic discussions with the aim to strengthen the role of GARTEUR projects within the European R&T environment.

A key asset of GARTEUR is its unique collaboration mechanism which can be used for both civil and military, as well as for dual-use projects. Hence, this provides a straightforward mechanism to increase collaboration on dual use projects without introducing new procedures. Partners with either civil or military funding can therefore easily work together.

The Groups of Responsables (GoRs) are the key bodies for GARTEUR success. The enthusiasm and competence of GoR members and GoR chairs are essential for the set up of new GARTEUR Action Groups. It is an important role for Council to facilitate and stimulate the process, which has been the focus of some of the 2013 activities.

There is an increased focus on dual use in light of growing budget pressures. In this context it is noted that GARTEUR projects are of different types:

1. Benchmarking of codes and methods;
2. Experimental data for validation of codes and criteria;
3. Initial studies of new technologies with potential for future applications in aeronautics. This type of projects implies a potential special role for GARTEUR since lower TRL projects have difficulties to fit within EU-FP projects as well as within applied military projects. Hence it could be a good role for GARTEUR to make sure that these needed projects are performed.

### 3.3. **External communication**

The contacts and relations to other European fora are followed up at all GARTEUR Council meetings:

- in the field of civil aeronautics: contacts with EU, ACARE, EREA, JTI and AirTN;
- in the field of defence related organizations: contacts with EDA, ETAP and NATO/STO.

GARTEUR was present at the CEAS conference in Linköping, Sweden, in September 2013. More precisely there was a special session starting with a general presentation on GARTEUR followed by 3 papers dedicated to the GoRs AD, FM and SM, the HC-GoR being presented during the general presentation of GARTEUR.

#### 3.3.1. *GARTEUR Website and archive*

The new GARTEUR website was launched in 2011. Dedicated pages to the four Groups of Responsables give information on current Action and Exploratory Groups and a list of all issued GARTEUR Technical reports. These pages are regularly updated and the annual reports from the GoRs are also included.

“GARTEUR Open” Technical Reports are available on the website after 3 years if not otherwise specified by the Action Group.

Some national strategy documents on aeronautics are included or linked from the GARTEUR website.

Finally old documents, meeting minutes and annual reports from the paper archive were scanned with the aim to have the entire archive in electronic form, which can be very convenient when the secretariat is transferred every second year from one country to another one.

### 3.3.2. *AirTN and AirTN NextGen*

The AirTN second phase finished at the end of 2013. AirTN supported ACARE in setting up the Strategic Research & Innovation Agenda (SRIA) and implementation of Flightpath 2050. This was done by arranging workshops and other support activities.

The most important successes of this second phase are:

- The consolidation of the well-connected network:
  - o Good cooperation within the consortium, with other consortia and countries;
  - o The network is exploited by members also for cooperation out of the specific AirTN project;
- Two transnational Calls:
  - o Austria, Ireland, Spain and Sweden (AirTN - ERA-NET FP7);
  - o Austria, Ireland, Italy, Spain and Sweden (AirTN - ERA-NET FP7);
- The AirTN Catalogue:
  - o The AirTN Catalogue is the first catalogue of the European Aeronautical Research Facilities;
  - o This database focuses mainly on the strategic and key facilities (ACARE typology).

A third phase started in December 2013 with the new EU two years project: AirTN NextGen. The actions of this project will set up a platform of networking and communication between national organizations and governmental institutions supporting trans-national initiatives for research and innovation within the Horizon 2020 framework in the EU Member States and Associated States in the field of Aeronautics and Air Transport (AAT).



### 3.4. GARTEUR certificates 2013

GARTEUR Certificates were in 2013 awarded to the following persons:

#### Italy

Col. Armando Bonavoglia	Council member, leaving 2012	Segretariato Generale Della Difesa
-------------------------	------------------------------	------------------------------------

#### The Netherlands

Mr. Joost Hakkaart	HC-GoR Chair, leaving 2012	NLR
Dr. ir. Pieter Sijtsma	AD/AG50 Chairman	NLR
Dr. Stefan Oerlemans	AD/AG50 Chairman until April 2012 when he left NLR	Siemens Wind Power, Denmark

#### Spain

Mr. Pedro Garcia-Samitier	Council and XC member, leaving 2012	INTA (retired)
---------------------------	-------------------------------------	----------------

#### Sweden

Mr. Anders Gustafsson	GARTEUR Secretary 2010-2012	ANOGUST Consulting AB
-----------------------	-----------------------------	-----------------------

#### UK

Dr. Antonio Filippone	Chairman of GARTEUR HC/AG-17	The University of Manchester
-----------------------	------------------------------	------------------------------



## 4. THE EUROPEAN AERONAUTICS RTD ENVIRONMENT

A short overview of the total European aeronautics RTD environment is presented in two sections below, Civil Aeronautics and Military Aeronautics, respectively.

### 4.1. Civil aeronautics

For the past two decades civil aeronautics research and technology development (RTD) in Europe has been increasingly focused around the research performed within the European Framework Programmes jointly financed via EC. This has given a strong momentum to European collaboration and excellence in civil aeronautics RTD.

The Vision 2020 document<sup>3</sup> from 2001 and the follow on Strategic Research Agendas<sup>4,5</sup> (2002 and 2004) have been the foundation stones to direct and focus European RTD and collaboration for civil aeronautics. Furthermore, in the past years national agendas and platforms aligned to the ACARE SRA have been developed in several member states, and European aeronautics has made great progress in working together to reach the common goals.

A new vision “Flightpath 2050 - Europe’s Vision for Aviation” was presented<sup>6</sup> at Aerodays 2011 in Madrid. During 2012 the follow up new Strategic Research and Innovation Agenda (SRIA) was published<sup>7</sup>. The next European Framework Programme “Horizon 2020” was being prepared in 2013.

#### 4.1.1. *Flightpath 2050 - Europe’s Vision for Aviation*

The Flightpath 2050 vision addresses two parallel objectives: firstly to serve society’s needs for safe, more efficient and environmentally friendly air transport; and secondly, to maintain global leadership for Europe in this sector with a competitive supply chain including large companies and small and medium size enterprises.

The vision set out in this document stresses the need for an innovation friendly environment relying on strong, sustainable and coherent investment in research and innovation and enhanced governance, funding and financing structures. Research, technology and innovation are essential catalysts for a competitive and sustainable future and Europe needs to start quickly in order to reach the goals for 2050.

This document setting out a European vision for the future of aviation emphasizes where those working in aviation see the priorities for the relevant policy, research and innovation instruments. It is a

<sup>3</sup> European Commission (2001) European Aeronautics: A Vision for 2020. Meeting society’s needs and inning global leadership. Report of the Group of Personalities.

<sup>4</sup> ACARE (2002) Strategic Research Agenda 1. Volume 1 and Volume 2.

<sup>5</sup> ACARE (2004) Strategic Research Agenda 2. Volume 1 and Volume 2.

<sup>6</sup> European Commission (March 2011) “Flightpath 2050 - Europe’s Vision for Aviation”. Report of the High Level Group on Aviation Research.

<sup>7</sup> ACARE (2012) Strategic Research & Innovation Agenda (SRIA).

high-level vision of Europe leadership with a competitive aviation industry that is clean, competitive, safe and secure.

To meet the ambitious goals set by Flightpath 2050, the Advisory Council for Aviation Research and Innovation in Europe (ACARE) has developed a new Strategic Research and Innovation Agenda (SRIA).

The SRIA document is focused around five key challenges. For each of these challenges the targets by 2050 and the key action areas are described. The renewed ACARE does look into the entire aviation sector i.e. aeronautics and air transport and includes Innovation in addition to research and the work to prepare the SRIA involved all stakeholders.

#### **4.1.2. Strategic Research and Innovation Agenda (SRIA)**

The document will serve as the guideline for civil RTD in Europe for years to come. Below is copied the SRIA recommendations and the five challenges with Targets by 2050 and the Key action areas.

##### **SRIA RECOMMENDATIONS**

To achieve the Flightpath 2050 goals for European Aviation, Europe must:

- **Lead the development of an integrated resilient European air transport system** that will meet the mobility needs of European citizens as well as the market needs.
- **Maintain global leadership** for a sector that is highly advanced and anticipated to grow.
- **Establish efficient and effective policy and regulatory frameworks**, which ensure a global level playing field and allow European industry to prosper and compete fairly under market conditions in order to **stimulate research, technology and innovation**.
- Put in place incentives, which are accompanied by **long-term programmes with continuity across R&T efforts over many years**. This requires developing mechanisms that provide public sector investment both at European and national level, complemented by public/private partnerships.
- **Champion sustainable growth** so that noise and greenhouse gas emissions can be further reduced and innovative, affordable, alternative energy sources can be developed.
- **Maintain the sector's safety track record** and enable solutions to increasing security risks to be 'built-in' to future designs.
- **Provide long term thinking** to develop state of the art infrastructure, integrated platforms for full-scale demonstration and meet the critical need for a qualified and skilled workforce for today and the future.

#### 4.1.2.1. Challenge 1: Meeting societal and market needs

##### Targets by 2050

- European citizens are able to make informed mobility choices.
- 90% of travellers within Europe are able to complete their journey, door-to-door within 4 hours.
- A coherent ground infrastructure is developed.
- Flights land within 1 minute of the planned arrival time.
- An air traffic management system is in place that provides a range of services to handle at least 25 million flights a year of all types of vehicles.

##### Key action areas

The following enablers are needed to achieve the goals:

1. Design of a customer-centric intermodal transportation system: including, for example, knowing future customer profiles and expectations as well as market and societal opportunities and acceptance factors, identifying the benefits and implementation issues of new mobility system concepts, design of the total transport system architecture, mobility performance assessment and forecast as well as innovative infrastructure planning methodologies.
2. Travel process management: to provide the customer a single ticket for the entire journey as well as travel information capable of delivering robust, relevant, complete and unbiased travel choice before and during a journey. This will also involve enhancing crisis management to mitigate the impacts of serious disruption by providing customers with a robust management and recovery mechanism as well as protecting their rights and interests.
3. Integrated air transport: offering customers a vastly improved seamless travel experience, integrating the points of arrival and departure of all types of air vehicles with other modes of transport, mitigating their impact on their neighbours, strategic and tactical air traffic management and supporting information, communication, navigation and surveillance infrastructure, and delivering system intelligence and autonomy.

#### 4.1.2.2. Challenge 2: Maintaining and extending industrial leadership

##### Targets by 2050

- The whole European aviation industry is strongly competitive, delivers the best products and services worldwide and has a share of more than 40% of its global market.
- Europe has retained leading edge design, manufacturing and system integration capability and jobs supported by high profile, strategic, flagship projects and programmes which cover the whole innovation process from basic research to full-scale demonstrators.
- Streamlined systems of engineering, design, manufacturing, certification and upgrade processes have addressed complexity and significantly decreased development costs (including a 50% reduction in the cost of certification). A leading new generation of standards is created.

##### Key action areas

The following enablers are needed to achieve the goals:

1. Continuous development of new technologies, new vehicles and their demonstration and flight test.
2. Efficient development and manufacturing process featuring seamless integration of design and manufacturing capabilities.
3. Continued and focused investment in Research and Innovation to be at the forefront of new technologies.
4. A fair and balanced set of global regulations and standards to create a global level playing field.
5. Innovative business models, regulations and incentives to accelerate innovation.
6. Efficient certification of aviation products.

#### 4.1.2.3. Challenge 3: Protecting the environment and the energy supply

##### **Targets by 2050**

- CO<sub>2</sub> emissions per passenger kilometer have been reduced by 75%, NO<sub>x</sub> emissions by 90% and perceived noise by 65%, all relative to the year 2000.
- Aircraft movements are emission-free when taxiing.
- Air vehicles are designed and manufactured to be recyclable.
- Europe is established as a centre of excellence on sustainable alternative fuels, including those for aviation, based on a strong European energy policy.
- Europe is at the forefront of atmospheric research and takes the lead in formulating a prioritised environmental action plan and establishes global environmental standards.

##### **Key action areas**

The following enablers are needed to achieve the goals:

1. Dynamic allocation of targets between stakeholders, permanent survey of research results and regularly updated research priorities.
2. Extraordinary technological effort to define the air vehicles of the future.
3. Improved air operations and traffic management, achieved initially through the deployment phase of SESAR, allowing for short/medium-term traffic growth in Europe.
4. Improved airport environment (including heliports) which, being at the heart of the intermodal transport system, must deliver a service that meets the needs of passengers while mitigating its environmental impact.
5. Availability of affordable, sustainable, alternative energy sources for commercial aviation which will depend on liquid hydrocarbons for at least several decades.
6. Mastering aviation's climate impact to allow low impact operations planning, deeper analysis of the formation/dissipation of contrails and induced cirrus clouds and their contribution to global warming to evaluate the actual environmental impact of a given flight and to optimise flight operations according to atmospheric conditions.
7. Incentives and regulations that create the right framework to promote environmentally friendly behavior as a part of business-as usual throughout all lifecycle phases from new aircraft design and development, over the whole operational period, up to aircraft end-of-life.

#### 4.1.2.4. Challenge 4: Ensuring safety and security

##### **Targets by 2050**

- Overall, the European Air Transport System has less than one accident per ten million commercial aircraft flights.
- Weather and other environmental hazards are precisely evaluated and risks are properly mitigated.
- Air Transport operates seamlessly through interoperable and networked systems allowing manned and unmanned air vehicles to safely operate in the same airspace.
- Efficient boarding and security measures allow seamless security for global travel. Passengers and cargo pass through security controls without intrusion.
- Air vehicles are resilient by design to current and predicted on-board and on-the-ground security threat evolution, internally and externally to the aircraft.
- The Air Transport System has a fully secured global high bandwidth data network, hardened and resilient by design to cyber-attacks.

##### **Key action areas**

Enablers covering the following aspects are detailed to achieve the goals:

1. Expectations by society for levels of safety and security, the associated burdens and the need to provide privacy and dignity.
2. Air vehicle operations and traffic management particularly relating to cyber threats and the integration of autonomous vehicles into airspace.
3. Design, manufacturing and certification to include safety and security at all stages.
4. Human factors accounting for re-alignment of responsibility and the balance of decision making between the human and the machine.

#### 4.1.2.5. Challenge 5: Prioritising research, testing capabilities and education

##### Targets by 2050

- European research and innovation strategies are jointly defined by all stakeholders, public and private, and implemented in a coordinated way with individual responsibility. This involves the complete innovation chain from blue sky research up to technology demonstration.
- A network of multi-disciplinary technology clusters has been created based on collaboration between industry, universities and research institutes.
- Strategic European aerospace test, simulation and development facilities are identified, maintained and further developed. The ground and airborne validation and certification processes are integrated where appropriate.
- Students are attracted to careers in aviation. Courses offered by European Universities closely match the needs of the Aviation Industry, its research establishments and administrations and evolve continuously as those needs develop. Lifelong and continuous education in aviation is the norm.

##### Key action areas

The following enablers are needed to achieve the goals:

1. Optimisation of the research and innovation lifecycle: encompassing the full European aviation sector, defining research roadmaps which cover all the successive steps of the innovation cycle.
2. Modern infrastructure: high quality R&D infrastructure as a fundamental pillar of efficient high-technology research, ranging from wind tunnels to experimental aircraft, all organized in a network for use by all stakeholders.
3. A skilled workforce: possessing the quality, skills and motivation to meet the challenges of the future; and being supported by a harmonised and balanced approach covering the entire scope: from attracting talent over primary and secondary education to apprenticeship, academia and life-long professional development.

#### 4.1.3. Horizon 2020

The next EU Framework Programme for Research and Innovation has been named Horizon 2020.

It will be running from 2014 to 2020 with a total budget of around €80 billion. It has three major objectives for research and innovation:

- Excellence in the science base – The aim here will be to strengthen the EU’s world-class excellence in science by developing talent within Europe and attracting leading researchers to Europe.
- Creating industrial leadership and competitive frameworks to support and promote business research and innovation in key enabling technologies; services and emerging sectors with a strong focus on leveraging private sector investment in R&D; and, to address SME-specific problems.
- The third block “Tackling societal challenges” will respond directly to the challenges identified in EU’s growth strategy Europe 2020. It will support activities across the entire spectrum from research to market.

As key new features of Horizon 2020 it is stated that for the first time EU funding for research and for innovation is put together into a truly integrated programme. The aim is to get more impact from every euro spent, and to radically simplify the complex landscape of funding programmes that currently exist. Implementation will be simplified and standardized, with simplification covering both funding schemes and rules. Key aspects will include: a rationalized set of funding schemes, a single set of rules, earlier project start and major externalization. In Horizon 2020 Aeronautics and Aviation are found under Transport under a general heading “Smart, green and integrated transport”.

## 4.2. Military aeronautics

The European Military Aircraft Industrial base has been and is very strong, and several Air Power Systems are being taken into service as well as being upgraded. Many of the technologies developed for these programmes have also been the basis for the successful Commercial Aircraft industry and other industrial sectors.

Through various European collaboration projects and studies European countries have been paving the way for the next generation of Future Air Systems (manned and unmanned). But the sector is fragmented and the situation can be described as that five major European aerospace companies are currently engaged in three competing combat aircraft programmes and the same will be true for drones if no European strategy is put in place.

It can be noted that there are a number of 5<sup>th</sup> generation fighter programmes underway in different parts of the world (US: F22, F35/JSF; Russia: T50 PAK-FA; China: J-20, J-31), while in Europe a joint planning for the next generation is lacking. This and new operational requirements imply new challenges for defence related aeronautical R&T in Europe.

The declining defence budgets and a change in military priorities mean that it is no longer economically viable to retain a redundant development capability in Europe. This necessitates a harmonised approach between Governments, their agencies, industry and research institutions, to enable European Governments to have access to affordable European Air Power solutions, meeting future defence and security demands.

Over the past decades a number of initiatives for enhanced collaboration have been taken on the government side like the six-nation initiative of 1998, the European Technology Acquisition Programme (ETAP) and the European Defence Agency (EDA).

### 4.2.1. Six-nation initiative (LOI)

A first example on the governmental side was the six-nation initiative of 1998 between France, Germany, Italy, Spain, Sweden and the United Kingdom with a Letter of Intent (LOI) aiming at “Establish a co-operative framework to facilitate the restructuring of European defence industry”. This initiative involves all GARTEUR member nations except The Netherlands. It should be noted that this initiative was between nations with strong capabilities in military aeronautics, which implies a joint potential to take initiatives regarding military aeronautics.

### 4.2.2. European Technology Acquisition Programme (ETAP)

A resulting initiative out of the LOI-agreement was the European Technology Acquisition Programme (ETAP) established as an initiative to support the cooperative development of Future Combat Air Systems (FCAS). Encompassing both Technology Development Programmes and Technology Demonstration Vehicles, the agreement started in November 2001 when the Ministers of Defence of the six nations signed a Memorandum of Understanding underlining the importance of preparing for future fighter systems.



#### ***4.2.3. European Defence Agency (EDA)***

The European Defence Agency (EDA) was established under a Joint Action of the Council of Ministers on 12 July 2004, to support the Member States and the Council in their effort to improve European defence capabilities in the field of crisis management and to sustain the European Security and Defence Policy (ESDP). EDA is composed of 26 participating Member States (all EU Member States, except Denmark).

## 5. SUMMARY OF GARTEUR TECHNICAL ACTIVITIES

The total volume of technical activities in the Action Groups was at a much higher level in 2013 compared with 2012. The reason is that a number of new Action Groups in Aerodynamics, Helicopters, Structures and Materials started in 2013.

GoR-AD monitored 10 Action Groups during 2013. Three of them were completed and two started up their activities in 2013. The activities of this GoR were at a higher level compared with 2012. One more Action Group is expected to start early 2014.

GoR-FM monitored 2 Action Groups during 2013, one of them with problems that resulted in a decision to close it before the end.

GoR-HC monitored 3 Action Groups during 2013, one of them starting up its activities in 2013. The activities of this GoR were at a much higher level compared with 2012. Two Action Groups are expected to start before summer 2014.

GoR-SM monitored 2 Action Groups during 2013. Both Action Groups started their activities in 2012. The activities of this GoR were at a much higher level compared with 2012. One more Action Group is close to starting.

Some statistics for the activities are included in the Appendixes as follows:

- Appendix 2 shows an overview of GARTEUR Technical activities 2010-2015;
- Appendix 3 shows the participation in the Action Groups by nations/organizations in 2013;
- Appendix 4 shows the resources deployed within Action Groups;
- Appendix 5 lists the Technical Reports that were finalised in 2013. Furthermore a number of conference presentations were made by some of the Action Groups.

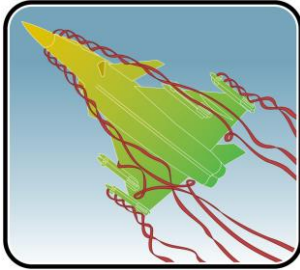
The following pages present the technical highlights from the four GoRs mainly as one page posters for Action Groups active during 2013. The situation regarding Exploratory Groups and potential new topics is also described.

Detailed reports of the GoR activities 2013 are included in a separate document (X/D 48 - Annexes to the Annual report 2013). These annexes are also available on the GARTEUR website.

In chapter 6 examples of GARTEUR success stories are included as well as a section illustrating the links between GARTEUR and EU-projects.



5.1. Group of Responsables - Aerodynamics (AD)



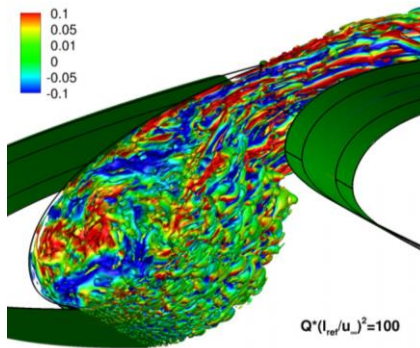
GoR AD initiates and organises basic and applied research in aerodynamics, often coupled to other disciplines. Industrial demands and increasing computational capacity drives the trend towards more multi-disciplinary analysis. Recent and on-going research activities have been and are devoted to:

- Aerodynamics,
- Aerothermodynamics,
- Aeroacoustics,
- Aeroelasticity,
- Aerodynamic shape optimisation,
- Aerodynamics coupled to Flight Mechanics,
- Aerodynamic Systems Integration.

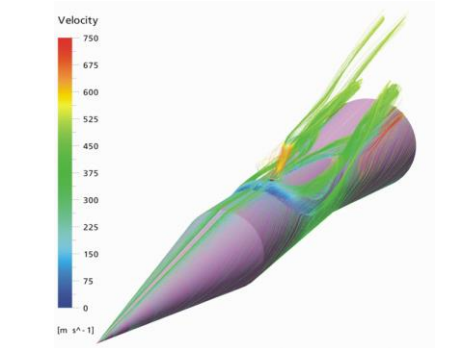
a) HiReTT half model in the ETW test section (AG/AG45)




b) ZDES computation of a 3-element aerofoil (AG/AG49)




c) Lateral jets interactions at supersonic speeds (AD/AG48)



d) Transition in hypersonic flows for sharp and blunt cones (AG/AG51)



e) Experimental parametric study of intake design (AD/AG46)



f) CFD computations for a UAV configuration (AD/AG46)




Figure 1: Illustrations of the Group of Responsables “Aerodynamics”

During 2013 GoR - AD monitored the following Action Groups:

- AD/AG-45 “Application of CFD to predict high G Wing Loads”;
- AD/AG-46 “Highly Integrated Subsonic Air Intakes”;
- AD/AG-47 “Coupling of CFD with Flight Mechanics”;
- AD/AG-48 “Lateral Jet Interactions at Supersonic Speeds”;
- AD/AG-49 “Scrutinizing Hybrid RANS-LES Methods for Aerodynamic Applications”;
- AD/AG-50 “Effect of wind tunnel shear layers on aeroacoustic tests”;
- AD/AG-51 “Effect of laminar-turbulent transition in hypersonic flows”;
- AD/AG-52 “Surrogate-Based Global Optimization methods in aerodynamic design”;
- AD/AG-53 “Receptivity and Transition Prediction”.

For the Action Groups 46, 48-53 a one page summary poster is included on the following pages.

The situation regarding Exploratory Groups and New Topics under review was as follows at the end of 2013:

- GoR-AD Exploratory Groups:

Four Exploratory Groups have been running throughout 2013. As several AD/AGs are close to finish it is important that the new Exploratory Groups develop into Action Groups.

- AD/EG-69 “RANS-LES interfacing for hybrid and embedded LES approaches”;
- AD/EG-70 “Plasma for Aerodynamics”;
- AD/EG-71 “Countermeasure Aerodynamics”;
- AD/EG-72 “Coupled fluid dynamics and flight mechanics simulation of very flexible aircraft configurations” (kick-off meeting planned in early January 2014).

- New Topics

The following topics are considered for Exploratory Groups in 2013:

- Thrust vectorization;
- Inlets and outlets for ventilation;
- Measurement techniques.

The membership of GoR-AD in 2013 is presented in the table below.

<b>Chairman</b>		
Torsten Berglind	FOI	Sweden
<b>Vice-Chairman</b>		
Norman Wood	Airbus Operations Ltd	United Kingdom
<b>Members</b>		
Koen de Cock	NLR	The Netherlands
Eric Coustols	ONERA	France
Giuseppe Mingione	CIRA	Italy
Fernando Monge	INTA	Spain
Henning Rosemann	DLR	Germany
Geza Schrauf	Airbus Operations GmbH	Germany
Ernst Totland	SAAB	Sweden
<b>Industrial Points of Contact</b>		
Thomas Berens	CASSIDIAN	Germany
Nicola Ceresola	Alenia	Italy
Michel Mallet	Dassault	France
Chris Newbold	QinetiQ	United Kingdom
Didier Pagan	MBDA	France
Luis P. Ruiz-Calavera	Airbus Military	Spain

*Table 1: Membership GoR-AD in 2013*



# AD/AG-46: Highly Integrated Subsonic Air Intakes

Action Group Chairman: Dr Thomas Berens, CASSIDIAN (Thomas.Berens@cassidian.com)



## Background

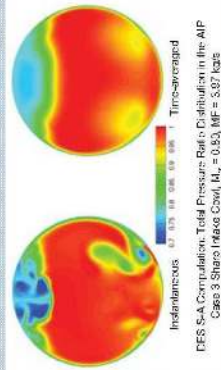
- Unsteady internal aerodynamics for UAVs:** Dynamic performance of highly integrated subsonic air intakes, low-observable diffuser design
- Application of modern hybrid CFD methods:** Detached Eddy Simulation (DES) of internal flow field with separation, code validation
- Challenge:** Time-accurate prediction of dynamic intake performance parameters for enhanced assessment of engine/intake compatibility



**Previous activity:** Investigations in AD/AG-43 on the application of CFD to high offset intake diffusers


**State of the art:** CFD methods for steady and unsteady simulation of subsonic internal flow

**Critical flow region:** Separation at intake cowls and in high offset intake diffuser due to low-observable UAV design features



## Programme/Objectives

- Main objectives of AD/AG-46:** (1) to investigate the capability of modern CFD methods (Detached Eddy Simulation DES) to analyze unsteady flow phenomena of highly integrated subsonic air intakes, (2) to support innovative design for advanced subsonic aerial vehicles, and (3) to assess the flow behavior at the intake cowls due to complex multi-disciplinary lip shaping addressing intake performance and drag.
- Focus:** Numerical simulations of unsteady internal flow in a subsonic air intake highly integrated into the airframe of a UAV applying different standard CFD methods and DES, comparison with experimental data. Parametric studies of innovative intake design features accompanied by basic wind tunnel investigations addressing low-observable intake design issues for UAVs and contributing to a better understanding and correlation of installed performance predictions of highly integrated intake configurations.
- Partners:** CASSIDIAN, ONERA, FOI, AIRBUS Military, DLR, SAAB, MBDA, Alenia, Dassault-Aviation
- Activity:** Numerical simulations for the EIKON UAV intake wind tunnel model with a variety of CFD methods and validation with T1500 wind tunnel test data; experimental investigations with a generic intake wind tunnel model in the cryogenic WT DNW-KRG at DLR Gottingen for parametric studies.

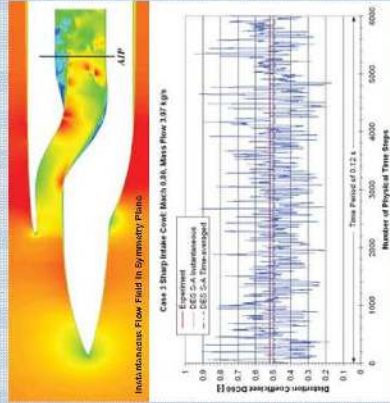


- Assessment of dynamic distortion coefficients at aerodynamic interface plane and comparison with test data
- Simulations for internal flow control by employing numerical models for vortex generators and micro-jets
- Computational investigation on intake lip shaping impacting intake performance and aerodynamic drag



## Results

- Investigation of the capability of modern CFD methods (DES) to analyze unsteady internal flow phenomena and dynamic intake distortion**
  - The basis for time-accurate predictions of intake performance parameters such as dynamic intake distortion will be enhanced in order to prepare the groundwork for engine/intake compatibility prediction with improved accuracy levels.
  - To accompany the design process of highly integrated subsonic air intakes, efficient hybrid CFD methods are a vital means for improving performance prediction capabilities as well as for reducing system development time and cost. Expenses for wind tunnel experiments could be minimized by increasing numerical support.



## Assessment of the flow behavior of diverterless intake designs due to multi-disciplinary shaping

- Fundamental experimental studies of decisive intake design parameters will advance the knowledge innovative configurations of compact air induction systems require.
- Numerical investigations on intake cowl shaping will provide interesting insight into the impact of this important design parameter on internal flow, intake performance, and aerodynamic drag.



# AD/AG-48: Lateral Jet Interactions at Supersonic Speeds

Action Group Chairman: Dr Patrick Gnemmi, ISL (patrick.gnemmi@isl.eu)

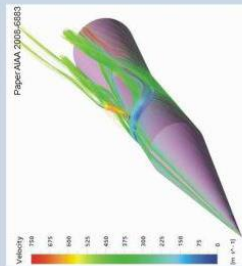


## Background

**Guidance of a supersonic missile:** low-velocity or high-altitude missiles, fast response time of hot-gas jets, reproduction in wind tunnels of real hot-gas jet effects by the use of cold-gas jets

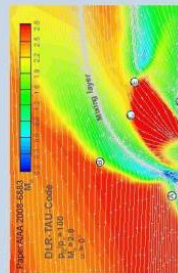
**Application of RANS CFD methods:** multi-species RANS numerical simulations, validation of different codes

**Challenge:** defining the most appropriate similarity parameters for wind-tunnel tests using a cold-gas jet



**Previous activity:** basic experiments and wind-tunnel tests on generic missiles conducted at DLR, ISL and ONERA allowed a better understanding of the phenomenological aspects of the jet interference: effects of Reynolds number and jet pressure ratio studied, not the jet nature

**State of the art:** reliable steady-state CFD of cold-gas jets interacting with a supersonic flow  
**Critical flow region:** multi-species real-gas flow interacting with the missile cross-flow



P. Gnemmi, R. Adani, J. Longo, "Computational Comparisons of the Interaction of a Lateral Jet on a Supersonic Generic Missile", Paper:AAV-2005-5853

## Programme/Objectives

**Main objectives of AD/AG48:** (1) to accurately predict by CFD the steady-state aerodynamics of the interaction of a hot multi-species gas jet with the cross-flow of a supersonic missile at acceptable computational costs; (2) to deeply analyze the effect of the hot-gas jet from numerical simulations; (3) to define the most appropriate similarity parameters for wind-tunnel tests using a cold-gas jet

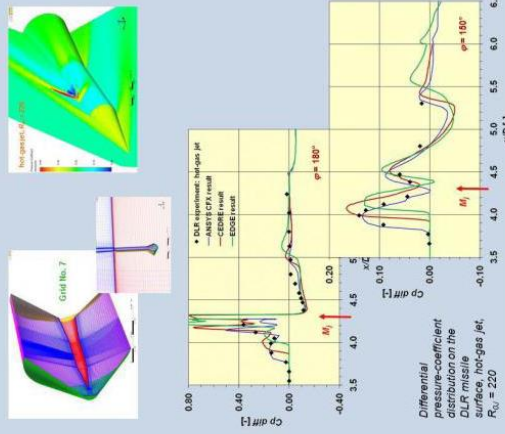
**Focus:** (1) numerical simulation validations of the interaction of cold-air and hot-gas jets with the cross-flow of supersonic missiles using different Reynolds-Averaged Navier-Stokes (RANS) codes and experimental data from DLR Cologne and ONERA/MBDA-France; (2) numerical simulations for the replacement of the hot-gas jet by a cold-gas jet able to reproduce the effects of the hot-gas jet

**Partners:** DLR Cologne, FOI, ISL, MBDA-France, MBDA-LFK, ONERA

**Activity:** numerical simulations with different RANS codes and validations using high-quality wind-tunnel data

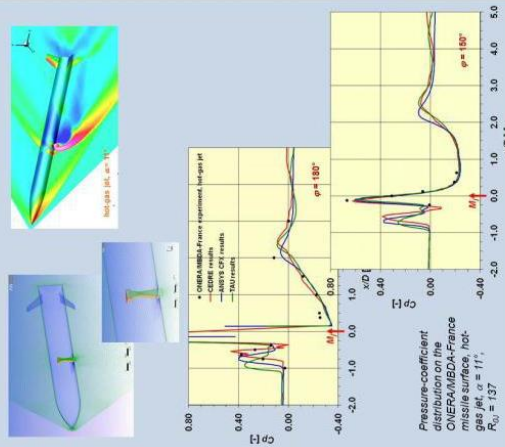
### DLR Cologne configurations:

- supersonic flow at Mach 3.00,  $\alpha = 0^\circ$
- cold-air and hot-gas jets
- ejection pressure ratio of 130 and 220



### ONERA/MBDA-France configurations:

- supersonic flow Mach 2.01,  $\alpha = 0^\circ$  and  $11^\circ$
- cold-air and hot-gas jets
- ejection pressure ratio of 81 and 137



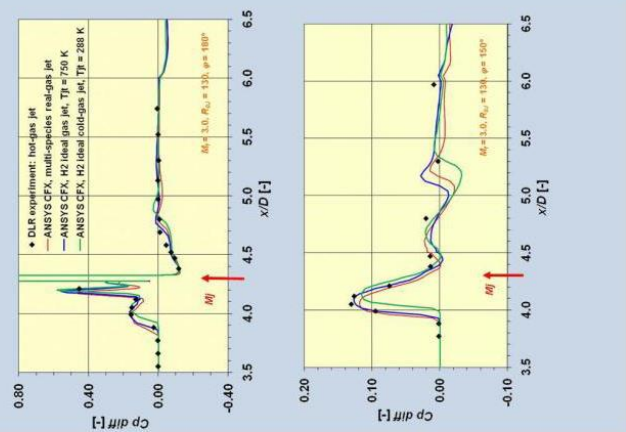
## Results

**Prediction of cold-gas and hot-gas lateral jet interaction with missile cross-flow**

- steady-state numerical simulations able to accurately predict the aerodynamics of cold-gas and hot-gas jets interacting with the missile cross-flow
- less accurate for hot-gas jets with some codes in case of sonic jet flow

**Most appropriate similarity parameters for wind-tunnel tests using cold-gas jets**

- steady-state numerical simulations used to try to reproduce the effects of a hot-gas jet by the use of a cold-gas jet
- numerous numerical simulations in progress which must be analyzed





**AD/AG-49:**  
**Hybrid RANS-LES Methods for Aerodynamic Applications**  
**Action Group Chairman: Dr Shia-Hui Peng (FOI)**



**Background**

**Hybrid RANS-LES modelling** (including DES – Detached Eddy Simulation) combines RANS (Reynolds-Averaged Navier-Stokes) and LES (Large Eddy Simulation) modelling approaches. Its development has been greatly facilitated by industrial needs in aeronautic applications, particularly in CFD analysis of unsteady aerodynamic flows characterized by massive separation and vortex motions. Computations using a hybrid RANS-LES model are able to provide turbulence-resolving simulations.

A number of hybrid RANS-LES modelling approaches have been developed in **previous work**, being validated in and applied to a wide variety of turbulent flows.

**The work in AG49** has focused on an exploration of modelling capabilities in resolving some underlying flow physics in typical aerodynamic applications, e.g., free shear layer, confluence of BLs and wakes, flow separation, recirculation and reattachment. Several selected hybrid RANS-LES methods are scrutinized and evaluated. Some further modelling improvements are also reported.

**Fundamental aspects:** Examination of hybrid RANS-LES models, modelling-evaluation and improvement, modelling-related numerical issues.

**Aerodynamic applications:** high-lift flows with boundary-layer separation, vortex bursting and shedding, and unsteady flow phenomena associated potentially to flow control and aero-acoustic noise generation.

**Partners:** Research and academic organizations : CIRA, DLR, FOI, INTA, NLR, ONERA and TUM.

**Programme/Objectives**

**Main objectives:** To evaluate and to assess selected hybrid RANS-LES methods with a focus on the simulation and modelling capabilities of handling B.L. separation, shear-layer instabilities and vortex motions and, further, to bridge the gap between “academic” modelling and industrial application.

**Work plan:** The work in AG49 is divided into three tasks. Task 1 and Task 2 are test-case based and each contains two different test cases. “Best-practice guidelines” are addressed in Task 3. AG49 was completed in April 2013.

**TC 1.1 Spatially developing mixing layer**  
**Participants:** NLR, FOI, INTA, ONERA & TUM  
**Flow conditions:**  $U_1 = 41.54$  m/s,  $U_2 = 22.40$  m/s, with BL.  $\theta = 1.00/0.73$  mm,  $Re_b = 2900/1200$   
**Focus:** shear-layer instabilities (in association to grey-area problem), effect of upstream inflow condition, LES mode accounting for downstream vortex motions.

**TC 1.2 ONERA backward-facing step flow**  
**Participants:** ONERA, FOI, NLR, CIRA & TUM  
**Flow Conditions:**  $U = 50$  m/s,  $Re_b = 40000$   
**Focus:** shear-layer instabilities (in association to “grey-area” problem), effect of inflow condition, flow recirculation and reattachment, downstream flow recovery.

**TC 2.1 F5 high-lift configuration**  
**Participants:** DLR, FOI, ONERA & TUM  
**Flow conditions:**  $M = 0.15$ ,  $Re = 2.094$  M  
 $AoA = 7.05$  deg. (WT),  $6.0$  deg. (CFD-corrected)  
**Local transition specified**  
**Focus:** BL and wakes confluence, shear-layer interaction, BL separation and subsequent vortex motions, effect of local transition.

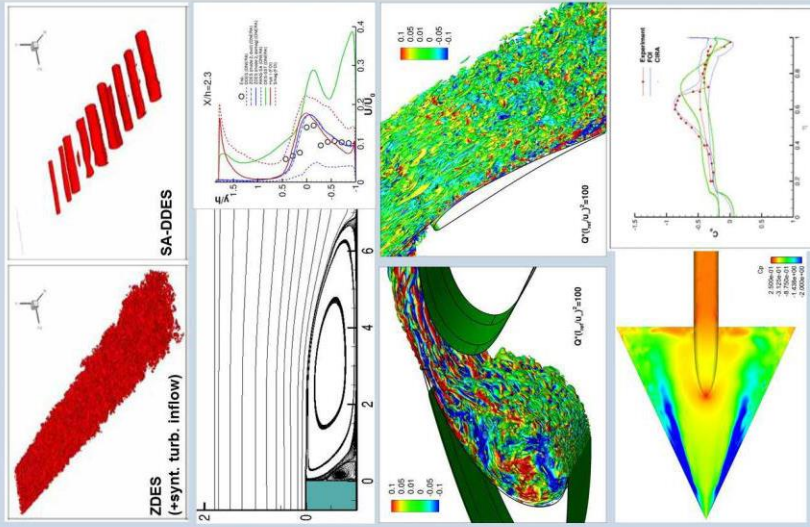
**TC 2.2 VFE-2 delta wing**  
**Participants:** TUM, CIRA, FOI & NLR  
**Flow Conditions:**  $M = 0.07/0.14$   
 $Re = 1.0$  M,  $AoA = 23$  deg, round leading edge  
**Focus:** formation of primary and secondary vortices, vortex breakdown and shedding.

**Results**

- Exploration and further improvement of modelling and turbulence-resolving capabilities based on a number of test-case computations using different hybrid RANS-LES models
- Assessment of hybrid RANS-LES methods in terms of their respective advantages and disadvantages, by means of cross comparisons of partners’ computations.

**Summary:**

- Assessment made for a number of hybrid RANS-LES models through test-case computations, and further improvement on XLES with stochastic forcing and/or based on EARSM; HYB0 with energy backscatter in the LES mode, improved ZDES with vorticity-based length scale in the LES mode.
- All AG members have computed the test cases planned and contributed to the cross plotting of the results for computed TCs.
- Partners have used the following hybrid models: SA-DES / DDES and IDDES, SST-DES / DDES, zonal SA-DDES, zonal RANS-LES/DNS, HYB1, HYB0, X-LES, ZDES and their variants.
- Cross plots have been conducted for all TCs in comparison with available experimental data, and reported in the final summary report.
- Comparative studies have been conducted for modelling evaluation.
- The impacts of other significant factors have been explored, typically, incoming BL, numerical dissipation, grid resolution and domain size etc..
- Experience gained and lessons learned from the work conducted are summarized
- A new EG (EG69) has been set up in 2013 by the AG49 members, plus several new EG members. A new AG is planned to launch in 2014 to address RANS-LES coupling for zonal and embed LES methods.





# AD/AG-50: Effect of open jet shear layers on aeroacoustic wind tunnel measurements

Action Group Chairman: Dr Pieter Sijtsma, NLR (Pieter.Sijtsma@nlr.nl)



## The Background


**Aeroacoustic wind tunnel tests are typically conducted in open jets**  
 Sound propagates through shear layer

**Shear layer causes refraction, spectral broadening and coherence loss**  
 These effects complicate interpretation of test results (e.g. identification of open rotor tones)

**Shear layer effects depend on frequency, wind speed, and source position**

**Currently most groups only correct for shear layer refraction, using ray-acoustics approximation**

**Challenge**  
 Understand shear layer effects and develop correction methods or reduction concepts



## The Programme

### Objectives of AD/AG-50

- To improve the understanding of shear layer effects;
- To quantify the magnitude of shear layer effects, including the dependence on different parameters;
- To develop procedures to correct for shear layer effects;
- To investigate the possibilities to reduce shear layer effects.

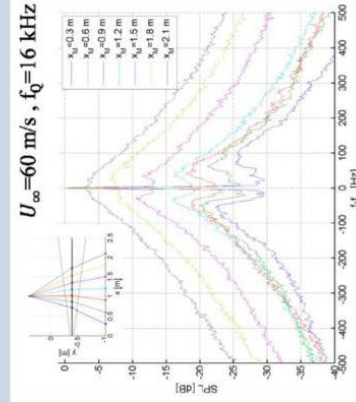

### Approach

- Experiments with calibration sources in different wind tunnels
- Benchmark computations using existing correction methods
- Advanced computations to improve understanding

### Partners

Airbus, CIRA, DLR, NLR, ONERA, University of Southampton

Project duration: 1 January 2010 – 30 April 2013



## The Outcomes


### Wind tunnel experiments

- Quantification of spectral broadening as a function of wind speed, frequency and source position
- Better understanding of mechanisms through turbulence measurements
- Methods to retrieve correct acoustic energy of tones measured outside shear layer

### Computations

- Existing analytical correction methods were benchmarked
- Advanced numerical methods were developed and compared to benchmark cases
- CAA calculations including spectral broadening
- Comparison to experiments

AD/AG-50 improved the quality of aeroacoustic wind tunnel testing






**AD-AG51 :**  
**Effect of laminar/turbulent transition in hypersonic flows**  
 Action Group Chairman: Jean Perraud (ONERA)  
 Vice Chairman: Antoine Durant (MBDA-F)



**The Background**

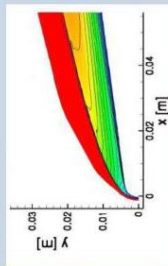
**Transition laminar/turbulent:**  
 Thrust-drag balance and air intake adaptation (air breathing hypersonic vehicles)  
 Heat fluxes (re-entry vehicles)



**Different experimental data sources in Europe**

**Increasing capability of CFD :**  
 Need of tools/methods to predict laminar/turbulent transition in hypersonic using RANS code

**Challenges:**  
 Cross studies between configurations and tools (RANS, LST, wind tunnel)

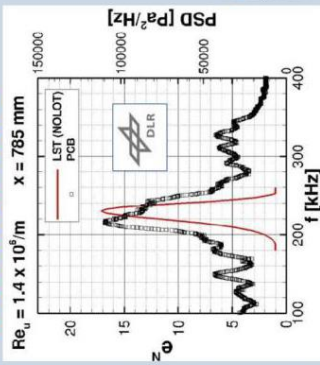


**State of the art:**  
 Linear stability theory, Wind tunnel experiments

**Critical aspect:**  
 Measurement techniques, wind tunnel noise, extrapolation to the real flight



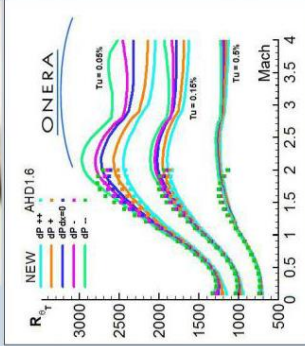
**Activities 2013**



**WP1 :**  
 Experimental data described in a draft report, to be completed.

Part of the data bank available at ONERA ftp site.  
**Figure :**  
 Linear stability calculation compared to experimental wall pressure spectra measured using miniature PCB pressure sensor.

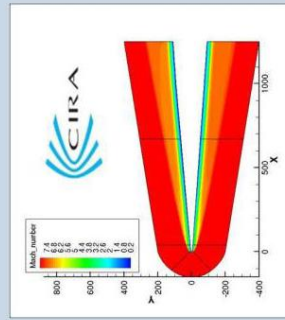
**Sharp and blunt cones**  
 Natural transition  
 Mach=7  
 Re=3.7 10<sup>9</sup>/m



**WP2 :**

Transition prediction model has been extended to non zero pressure gradients, for adiabatic wall. The model has been introduced into codes 3C3D (boundary layer) and elsA (RANS) in replacement of AHD transition criteria. Figure : validation in 3C3D (5 pressure gradients using velocity ramps, 3 turbulence levels) Validation underway in elsA

**WP3 :**  
 First computations on the LEA forebody done at CIRA



Mach=[4-8]  
 Re=[1.4 - 14] 10<sup>9</sup>/m

**Hypersonic forebody**

Natural and triggered transition

- Schlieren, Pitot pressure, Oil flow, TSP

**Programme**

**Objectives of the Action Group AD-AG51:**

- Cross studies between different wind tunnel tests (blow-down and hot shot)
- Comparisons to numerical approaches
  - Extension of transition criteria to hypersonics
  - Implementation into elsA solver
  - Validation based on above test cases
  - Impact of wind tunnel on transition extrapolation to real flight
  - Study of the design of triggering devices

- Navier-Stokes solver with extended criteria (AHD)
- Linear stability codes

**Partners:** industries and research establishments : CIRA, DLR, ISL, MBDA-F, ONERA, VKI, UniBwM

**Current status :**

- Submission to GARTEUR council: June 2011
- Project approval : September 2011
- Kick-off meeting: 1<sup>st</sup> Feb 2012
- Meeting 1 at VKI: 22<sup>nd</sup> Nov 2012
- Meeting 2 at MBDA : February 2014

**Next Steps :**

- Validation and application of the extended AHD criterion to LEA forebody
- Work plan for tasks 3.3 / 3.4
  - Navier-stokes computations on ISL cones
  - Laminar BL extraction and comparison
  - LST codes benchmark for natural transition
- Next meeting : Feb 2014, MBDA





AD/AG-52:  
SBGO methods for aerodynamic design

Action Group Chairpersons: Dr. E. Andrés (INTA) and Dr. E. Iuliano (CIRA)



Background

Surrogate-based global optimization methods (SBGO) can meet the requirement of performing a broad exploration of the design space, as they have the ability to work with noisy objective functions without assumptions on continuity and with a high potential to find the optimum of complex problems. However, global optimization methods involve a vast number of evaluations even for a small number of design variables. As each evaluation requires a CFD complete analysis, this would make the method unfeasible, in terms of computational cost. Therefore, there has been a raising interest in surrogate modeling which promises to provide sufficiently accurate solution of complex problems with reduced computational efforts.

Current work in AG52 focuses on the assessment of different surrogate modeling techniques for fast computation of the fitness function and the evaluation of surrogate-based global optimization strategies for the shape design of the selected configurations.

Specific challenges: Deal with the "curse of dimensionality", off-line and on-line model validation strategies, proper error metrics for comparison, efficient DoE techniques for optimal selection of training points towards validation error mitigation, reduction of the design space, improvement of surrogate accuracy at fixed computational budget, and variable fidelity models.

Aerodynamic applications: Aerodynamic shape optimization problems in an early stage. "Best practice" guidelines for the industrial use of SBGO methods

Partners: Research, academic organizations and industries: INTA, CIRA, AIRBUS-Military, Brno University of Technology, FOI, ONERA, SAAB, University of Alcalá and University of Surrey.

Programme/Objectives

Main objectives: To analyze the feasibility and possible contributions of SBGO methods in an early phase of the aerodynamic design, where the design space will be broadly analyzed to get the optimum solution

Project duration: 3 years (2013-2015)

Work plan: The work in AG52 is divided into three tasks. Task 1 and 2 are test-case based and each contains two different test cases. "Best-practice guidelines" are addressed in Task 3.

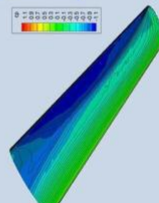
Two test cases are defined in Task 1:

TC 1.1 RAE2822 airfoil

Design points: DP1:  $M=0.734$ ,  $Re=6.5 \times 10^6$ ,  $C_i=0.5$ ,  $AoA=2.65^\circ$   
DP2:  $M=0.754$ ,  $Re=6.2 \times 10^6$ ,  $AoA=2.65^\circ$   
Objective: maximize  $C_L/C_D$

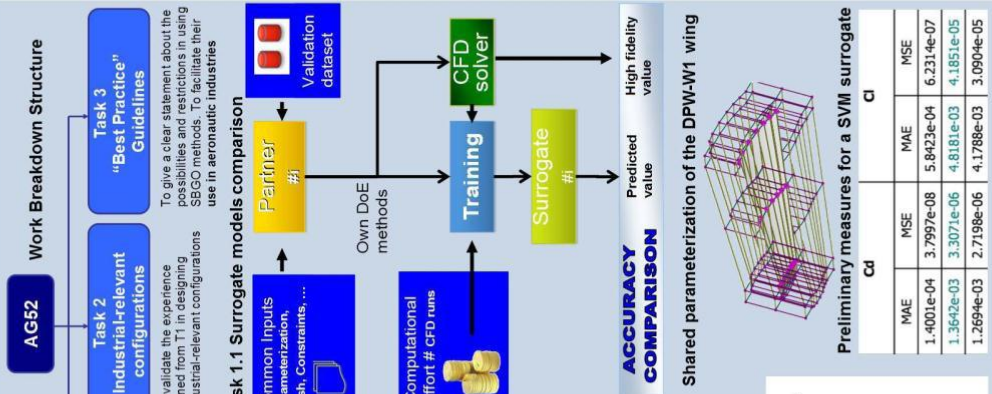

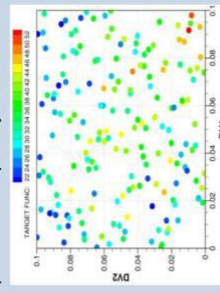
TC 1.2 DPW-W1 wing

Design points: DP1:  $M=0.76$ ,  $C_i=0.5$ ,  $Re=5 \times 10^6$ , DP2:  $M=0.78$ ,  $C_i=0.5$ ,  $Re=5 \times 10^6$ , DP3:  $M=0.20$  and  $C_i^{max}$  (optima)  $>= C_i^{max}$  (original). Objective: Minimize  $C_D$  with constant  $C_L$



In order to minimize the sources of discrepancies and allow a fair comparison between surrogates, the geometry parameterization, the computational grids (unstructured and structured) and the surface deformation algorithm are shared between all partners.

A CFD cross-analysis of the initial configurations has been performed to quantify differences of using different solvers.



Results

Assessment of SBGO methods investigated by AG members in terms of their respective advantages and disadvantages for the application to the aerodynamic shape design, by means of cross comparisons of solutions.

Partial reports delivered:

- PR01: RAE2822 definition and common geometry parameterization (May 13)
- PR02: DPW-W1 definition and common geometry parameterization (March 13)
- PR03: Strategy for surrogate models validation in aerodynamic shape optimization (Dec. 13)

Current Status:

- Common data (parameterization, grids and surface mesh deformation) for all TCs of Task1 are available for surrogate model validation and optimization comparison.
- A website has been created for dissemination: [www.ag52.blogspot.com](http://www.ag52.blogspot.com)
- Participation and organization of Special Sessions at EUROGEN 2013 and ECCOMAS CFD 2014.
- A CFD cross-analysis to identify the error sources of using different CFD solvers has been performed.
- Preliminary results on surrogate validation (task 1.1) have been shown by some of the partners

Next steps:

- All AG members have started the integration of the common tools into their optimization frameworks and are currently extracting the surrogate validation data.
- Comparative studies will be conducted for surrogate models evaluation, and proper error measurement, following the PR03 document.
- Results on surrogate models comparison will be shown in next meeting.

Next meeting: February 2014, INTA





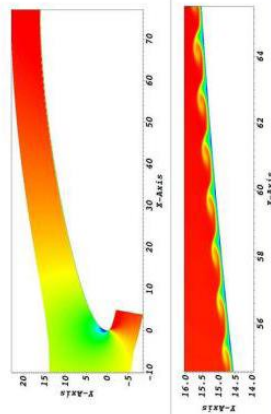
**AD/AG-53: Receptivity and Transition Prediction:  
 Effects of surface irregularity and inflow perturbations**  
 Action Group Chairman: Dr Ardeshir Hanifi, FOI (ardeshir.hanifi@foi.se)



**The Background**

**Environmental issues**  
 Future demands on huge reduction of CO<sub>2</sub> and NO<sub>x</sub> have caused an increased interest for laminar aircraft. Design of such devices and specifications of the manufacturing tolerances require a reliable and accurate prediction of transition.

**Receptivity process**  
 In the last fifty years the initial linear amplification and the nonlinear stage of growth of these perturbations can now be accurately estimated. However, accurate initial conditions for the amplified waves need to be provided in order to correctly predict the onset of transition.



Direct numerical simulation around NLF (2)-0415. Lower figure is a close up of CF vortices in side the boundary layer caused by DRE.

**The Programme**

**Objectives of AD/AG-53**  
 Main objective of the proposed activities is to understand the effects of surface irregularities and perturbations in incoming flow on transition in three-dimensional flows and efficiency of transition control methods. The activities cover both experimental and numerical investigations.

**Approach**


- The activities are grouped under three topics:
- Acoustic receptivity in 3D boundary-layer flows
  - Receptivity to free-stream perturbations
  - Effects of steps and gaps on boundary-layer perturbations

Experiments on effects of free-stream perturbations using the ONERA D profile. The work includes investigations of 2D and 3D flows. The free-stream perturbation will be generated by wake of a moveable body placed upstream of the wing. Experimental and numerical work concentrated on effects of steps and gaps. The intention is to use a similar configuration as that used in Bippes' experiments. Numerical investigations of acoustic receptivity in 3D boundary layers. Comparison of direct numerical simulations with simpler methods like linearized Navier-Stokes computations and adjoint methods.

**Partners**

FOI, KTH, CIRA, DLR, Imperial College, Airbus

**Project duration: September 2013 – September 2016**



Schematic view of the experimental set-up in the ONERA Jujuu wind tunnel.



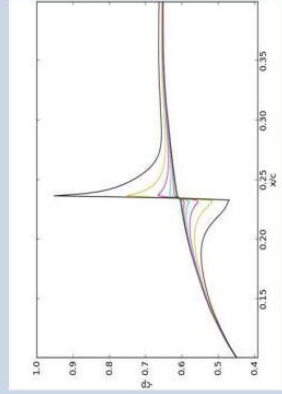
**The Outcomes**

**Expected results/benefits**

Understanding of capability of existing prediction methods through comparison with experimental and DNS data, and improvement of these computations.

**Main achievements**

So far the activities are in starting phase or planning stage. IC & EADS have performed flow computations have for a range of step gap deformations at 23% chord on an underlying 2d symmetric aerofoil configuration (M2355). FOI & KTH have implemented a projection method for extraction of amplitude of boundary-layer instability waves (TS and CF) from the unsteady flow field. This is a necessary step for computation of acoustic receptivity coefficient from the DNS data.



Pressure and maximum N factor for increasing step height (cubic filler profile).



**5.2. Group of Responsables - Flight Mechanics, Systems and Integration (FM)**



GoR-FM is active in the field of flight systems technology in general.


The GoR-FM is responsible for all research and development subjects concerning a chain starting from the air vehicles and their flight mechanics, concerning embedded sensors, actuators, systems and information technology, cockpits, ground control and human integration issues, with reference to automation for both inhabited and uninhabited aircraft, including, but not limited to:

- Aircraft multidisciplinary design aspects;
- Flight performance, stability, control and guidance;
- Aircraft navigation and mission management;
- Air traffic management and control;
- Integration of remotely piloted systems in the air spaces;
- Safety critical avionics functions and embedded systems;
- Scientific and technical expertise for air systems certification and regulatory aspects.

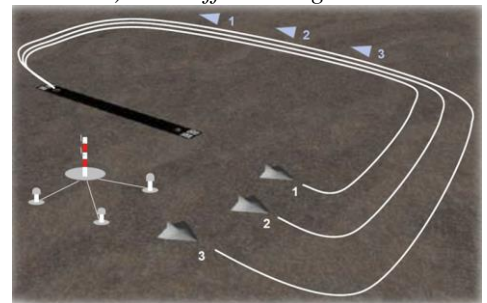
*a) Flight desk*



*b) Human system*



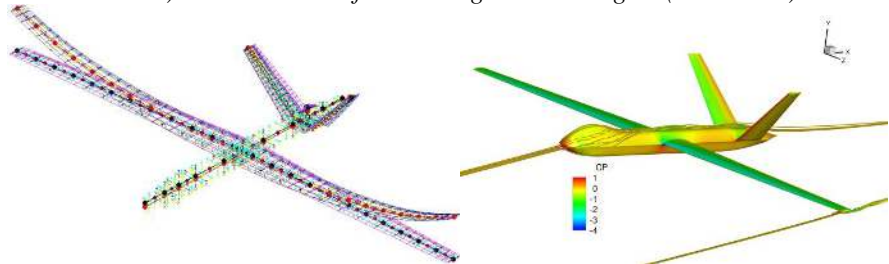
*c) Air traffic management*



*d) ONERA SV4 vertical wind tunnel and associated dynamic simulation test benches*



*e) Flexible Aircraft Modeling Methodologies (FM/AG19)*



*Figure 2: Illustrations of the Group of Responsables “Flight Mechanics, Systems and Integration”*

During 2013 GoR-FM monitored the following Action Groups:

- FM/AG-18 “Towards Greater Autonomy in Multiple Unmanned Air Vehicles”:  
 This group presented a series of publications during a special session at the international Bristol UAV Conference, in May 2013.
- FM/AG-19 “Flexible Aircraft Modeling Methodologies”:  
 This group had been stalled since 2011. It was decided to close this Action Group before its end.

A one page summary poster of Action Group FM/AG-18 is included on the following page.

The situation regarding Exploratory Groups and New Topics under Review was as follows at the end of 2013:

- GoR-FM Exploratory Groups:  
 Two Exploratory Groups were decided to be launched:
  - FM/EG-28 “European Non-linear Flexible Civil Control Aircraft Benchmark”;
  - FM/EG-29 “Trajectory V&V<sup>8</sup> methods: formal, automatic control and geometric methods”;
- Examples of topics under consideration:
  - Failure handling for UAV;
  - Single Pitot operation;
  - Atmospheric boundary flight.

The membership of GoR-FM in 2013 is presented in the table below.

<b>Chairman</b>		
Patrick Fabiani (until Sept. 2013)	ONERA	France
Francisco Muñoz Sanz (from Oct. 2013 on)	INTA	Spain
<b>Vice-Chairman</b>		
Francisco Muñoz Sanz (until Sept. 2013)	INTA	Spain
Rob Ruigrok (from Oct. 2013 on)	NLR	The Netherlands
<b>Members</b>		
Antonio Vitale	CIRA	Italy
Daniel Cazy	Airbus	France
Martin Hagström	FOI	Sweden
Bernd Korn	DLR	Germany
Philippe Mouyon (from Oct. 2013 on)	ONERA	France
<b>Industrial Points of Contact</b>		
Francisco Asensio	Airbus Military	Spain
Laurent Goerig	Dassault	France
Fredrik Karlsson	SAAB	Sweden
Martin Hanel	CASSIDIAN	Germany

Table 2: Membership GoR-FM in 2013

<sup>8</sup> V&V : Verification and Validation



# FM/AG-18: Towards greater Autonomy in Multiple Unmanned Air Vehicles

Action Group Chairman: Dr Jon Plattts (jtplatts@qinetiq.com)



## Background

The wider use of UAVs for Military, Civil and Commercial applications is dependent on obtaining the optimum partnership between the human supervisor and the system. Communications between the supervisor and the system should be reduced as far as possible and be at high levels of abstraction with the majority of activity carried out with a minimum of human intervention. Given adequate autonomy, communications between the human supervisor and the vehicle can be minimised being necessary only where critical decisions are required. Moreover, it is clear that the more challenging applications with only a small number of human supervisors available to operate more than one UAV will create a distributed control problem.

Work carried out by the GARTEUR nations has led to the conclusion that unprecedented autonomy levels will be required and world-wide research in the area is very active examining a range of methods for achieving autonomy. It is very difficult to judge the effectiveness of innovative methods for achieving UAV autonomy due to:

- Scarcity of adequate models and simulation environments.
- Dispersion of techniques (not well-known or unknown)
- Lack of common benchmark for comparison
- Lack of awareness about autonomy gap and its implications.

Consequently, it is difficult to identify where investment is needed to rapidly mature the most promising contenders. This action group is designed to aid this process and the aim of the work is the:

*Collection, implementation and systematic categorisation of machine based reasoning and artificial cognition approaches applicable to facilitate co-operation between UAVs and other assets with reduced human intervention. Those other assets will include other UAVs, manned assets and human operators performing supervisory control. The environment is highly uncertain, the goals may change and the problem may have no unique solution.*

## Programme/Objectives

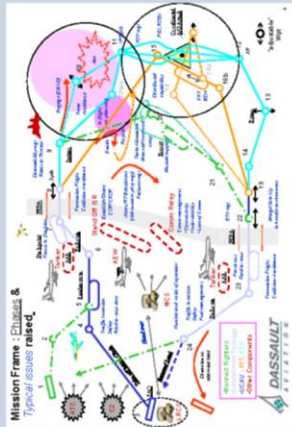
Within the aviation industry human supervisory control of complex systems has long been a requirement driven by the need to reduce air vehicle crew levels and workload, compensate for human frailty and latterly, the demands of UAVs deployed in many diverse tasks. The development of autonomous planning and decision making techniques will increase vehicle autonomy potentially enabling a reduction in the number of operators required, a reduction in operator workload, as well as compensating for human frailty and thus preserving system effectiveness in a more cost-effective manner.

The objectives of the FM/AG-18 are:

- The definition and selection of a suitable overarching framework comprising relevant aspects of anticipated future autonomous UAV missions.
- The application of various methods within the framework.
- A better understanding of autonomous systems and levels of autonomy.
- An indication of spin-off applications and critical technology research areas for the future.
- To inform the generation of a toolset and metrics to support the work.
- Better understanding of human operator requirements for different levels of autonomy.
- To acquaint the wider UAV community of the current state of the art and to inform the development of a technology roadmap to greater autonomous capability.

It is expected that the machine reasoning and artificial cognition methods to be developed in this AG will have broader application in a wider range of domains than FM/AG-14 given the greater coverage of the work framework.

A three-year project is in progress (having commenced in Sep 2009) and composed of a number of Work Packages (WP). Problem areas are derived (WP2) from an overarching framework (WP1) and then appropriate methods (WP3) are mapped to these areas. Applicable methods are applied to the problem areas in WP4 and the experimental approach and gathering of results is contained within WP5. WP6 looks after exploitation of the knowledge gained within the study.



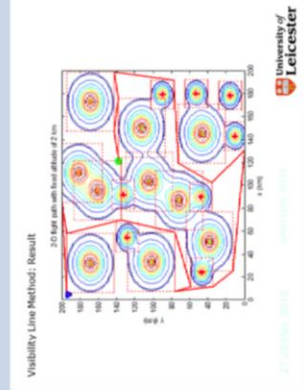
Typical mission framework showing mission phases

WP1 has concluded, producing an operational framework into which all of the methods addressed will be contextualised. An example framework is shown above. WP2 has developed a matrix methodology that allocates the framework functions to six broad categories of technology. These are: Automated Flight Vehicle Health Management Data Management; Reasoning/Planning/Decision-making; Communication and Collaboration. These categories, in the broadest terms, reflect the nature of the technology being addressed in WP4 of the AG. Within each of these broad categories are further sub-categories of problem which are cross referred to the original framework function. Using this matrix it has been possible to map the chosen technological approaches investigated within the AG to be assessed as to their fitness to solve a range of problems within the context of the over-arching framework. WP3 is carrying out an ongoing assessment via questionnaire of each of the candidate technologies being investigated across the AG. The questionnaire will elicit a general description of all methods, their maturity, applicability as well as implementation considerations.

## Results

Organisations taking part in the FM/AG-18 are: Cassidian, CIRA, Dassault Aviation, DLR, INTA, NLR, ONERA, QinetiQ, Selex-Galileo, Thales NL, and the Universities of Complutense, German Armed Forces, Leicester and Loughborough. This impressive team aspires to gather evidence as to where particular technologies can be applied across the entire UAS design space, the relative strengths and weaknesses of each approach in solving these problems, and finally, where particular approaches have not been addressed within FM/AG-18 but which might offer some value. Such evidence will help to identify where investment is needed to rapidly mature the most promising technological approaches. The AG is confident that the exploitation of the results can improve the understanding of research and industrial bodies of the key domain issues, helping to further develop strategies and methodologies for increasing autonomy in UAVs. The candidate methods are being further applied to the problem to produce the results, on the basis of which indicators will be given of spin-off applications and critical technology research areas for the future. How the candidate approaches can be applied to both military and civil systems with few or minor modifications will be articulated.

The AG hopes to exploit its results by a dedicated session in the Bristol UAV conference in May 2013. Therefore, the AG has been extended to the end of June 2013



Screenshot of Path Planning work

**5.3. Group of Responsables - Helicopters (HC)**



The GoR-HC supports the advancement of civil and defence related rotorcraft technology in European research establishments, universities and industries through collaborative research activities, and through identification of future projects for collaborative research.

The GoR-HC initiates, organises and monitors basic and applied, computational and experimental multidisciplinary research in the following areas and in the context of application to rotorcraft (helicopters and tilt rotor aircraft) vehicles and systems technology.

The field for exploration, analysis and defining requirements is wide. It covers knowledge of basic phenomena of the whole rotorcraft platform in order to:

- Decrease costs (development and operation) through CFD and comprehensive calculation tools, validated with relevant tests campaigns;
- Increase operational efficiency (improve speed, range, payload, all weather capability, highly efficient engines, ...);
- Increase security, safety:
  - Security studies, UAVs, advanced technologies for surveillance, rescue and recovery,
  - Flight mechanics, flight procedures, human factors, new commands and control technologies,
  - Increase crashworthiness, ballistic protection, ...
- Integrate rotorcraft better into the traffic (ATM, external noise, flight procedures, requirements/regulations);
- Tackle environmental issues:
  - Greening, pollution, ...
  - Noise (external, internal), ...
- Progress in pioneering: breakthrough capabilities.

Technical disciplines include, but are not limited to, aerodynamics, aeroelastics including stability, structural dynamics and vibration, flight mechanics, control and handling qualities, vehicle design synthesis and optimisation, crew station and human factors, internal and external acoustics and environmental impact, flight testing, and simulation techniques and facilities for ground-based testing and simulation specific to rotorcraft.

A characteristic of helicopter and tilt rotor matters is the need for a multidisciplinary approach due to the high level of interaction between the various technical disciplines for tackling the various issues for rotorcraft improvement.



(copyright: Patrick PENNA)



(copyright: AgustaWestland)

Figure 3: Illustrations of the Group of Responsables “Helicopters”



During 2013 GoR-HC monitored the following Action Groups:

- HC/AG-19 “Methods for Improvement of Structural Dynamic Finite Element Models using In-Flight Test Data”;
- HC/AG-20 “Cabin internal noise: simulation methods and experimental methods for new solutions for internal noise reduction”;
- HC/AG-21 “Rotorcraft Simulation Fidelity Assessment. Predicted and Perceived Measures of Fidelity” (starting up in April 2013).

For the Action Groups HC/AG-19, HC/AG-20 and HC/AG-21 a one page summary poster is included on the following pages.

The situation regarding Exploratory Groups and New Topics under review was as follows at the end of 2013:

- GoR-HC Exploratory Groups:

Four Exploratory Groups were running in 2013:

- HC/EG-29 “Health & Usage Monitoring Systems - HUMS”;
- HC/EG-31 “PreFCS - Conceptual Design of Helicopters” (PreFCS: Pre-flight Checks);
- HC/EG-32 “Forces on Obstacles in Rotor Wake” is expected to result in an Action Group before summer 2014;
- HC/EG-33 “Wind turbine wakes and the effect on helicopters” is expected to result in an Action Group before summer 2014;

Two Exploratory Groups were started in 2013:

- HC/EG-34 “CFD based flow prediction for complete helicopters”;
- HC/EG-35 “Helicopter Fuselage Scattering (installation) Effects for Exterior/Interior Noise Reduction”;

- New Topics

The following topics are being considered for future Exploratory Groups:

- Conceptual Design of Helicopters;
- Performance, fuel efficiency;
- Safety (Crash, Hums, Crew Workload, all weather operations);
- Noise external (passive, active rotors, flight procedures, atmospheric effects, shielding);
- Noise internal (Comfort, Costs, Weight → fuel consumption);
- Vibrations having impact on: Comfort, Costs (maintenance);
- Predictive method & Tools;
- Synergies between Civil and Military operations;
- Sand/dust engine protection.

The membership of GoR-HC in 2013 is presented in the table below.

<b>Chairman</b>		
Lorenzo Notarnicola	CIRA	Italy
<b>Vice-Chairman</b>		
Mark White	Uni of Liverpool	United Kingdom
<b>Members and Industrial Points of Contact</b>		
Blanche Demaret	ONERA	France
Klausdieter Pahlke	DLR	Germany
Antonio Antifora	AgustaWestland	Italy
Philipp Krämer	ECD	Germany
Elio Zoppitelli	Eurocopter	France
Joost Hakkaart	NLR	The Netherlands
<b>Observer</b>		
Richard Markiewicz	DSTL	United Kingdom

Table 3: Membership GoR-HC in 2013

# HC/AG-19: Improvement of Structural Dynamic FEM using In-flight Test Data

Action Group Chairman: Hans van Tongeren (Hans.van.Tongeren@nlr.nl)



## Background

The issue of vibration in helicopters is of major concern to operators in terms of the maintenance burden and the impact on whole life costs. Operators are demanding smooth ride vehicles as a discriminator of vehicle quality, which requires close attention to the vehicle dynamics.

Good mathematical models are the starting point for low vibration vehicles. The ability to faithfully simulate and optimize vehicle response, structural modifications, vehicle updates, the addition of stores and equipment is the key to producing a low vibration helicopter. However, there are many issues affecting the creation of an accurate model and it is clear that much research is needed to further that understanding.

A recent GARTEUR Action Group, HC/AG-14, concluded that helicopter dynamic models are still deficient in their capability to predict airframe vibration. The AG looked at the methods for improving the model correlation with modal test data along with the suitability of existing shake test methods.

Among others, the following recommendations were made for continued research:

- Study effects of configuration changes in the structure. How significant are these effects? How can uncertainties be handled in the context of an FE model. What is the influence of flight loads.
- The helicopter structure tested in HC/AG-14 was suspended in the laboratory. However, this is not the operational environment where there are very significant mass, inertia and gyroscopic effects from the rotor systems. Could in-flight measurements be made? What are the benefits?

Other recommendations with respect to ground vibration testing are considered in the closely related GARTEUR Action Group HC/AG-18.

## Programme/Objectives

### Objectives


The main purpose of this AG is to explore methods and procedures for improving finite element models through the use of in-flight dynamic data. For the foreseeable future it is expected that validated finite element models will be the major tool for improving the dynamic characteristics of the helicopter structural design. It is therefore of great importance to all participants that the procedure of validating and updating helicopter finite element models with such in-flight data is robust, rigorous and effective in delivering the best finite element model.

The members will present further developments of methods used to update the finite element model whether automated, manual or both. Advantages and disadvantages of the approaches should be given and possible future developments of the procedures for localizing the areas of the models causing the discrepancies and for improving the updating process presented. The members will present developments of methods for the prediction of the effect of configuration changes on FRF behaviour. These can be based on a finite element model. Advantages and disadvantages of the approaches should be given and possible future developments of the procedures presented.

Finally the group shall assess the methodology with respect to evaluating vibration measurements from flight tests where effects of aerodynamic and rotating machinery affect the vehicle response. The objective is to extract modal parameters from in-flight measured data. Advantages and disadvantages of the approaches should be given and possible future developments of the procedures presented.



Traditional analysis versus OMA analysis



### Available flight test data

Three sources of flight test data are available to the action group:

A flight test programme on an attack helicopter resulted in vibration response measurements on the stub wings for a wide range of manoeuvres and store configurations. A Full Aircraft GVT on RNLAf attack helicopter was conducted by AgustaWestland Ltd (with NLR assistance) on 5-7 March 2012.

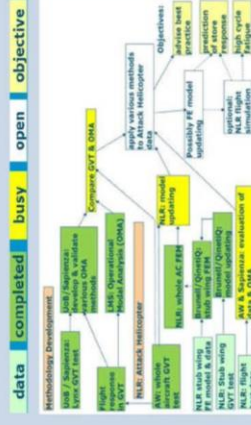
The department of mechanical and aerospace engineering of "La Sapienza" University has a model helicopter at its disposal. In 2013 full aircraft and subcomponent GVT, shaker test and flight tests have been conducted with this helicopter. A finite element model is available. Ground vibration tests have been conducted. The advantage of this helicopter is that it is available for additional ground vibration and flight tests.



## Results

The project should result in a review of various methods to process acceleration (or other) time signals. Since inputs from rotating components in the flying helicopter dominate the response signals and obscure the structural responses related to structural vibration modes. The methods should separate the rotating component contributions from the structural vibration content. The updated finite element models will be used to predict in-flight vibration responses of existing and new store configurations. This may reduce the amount of flight testing required to validate new store configurations. This is beneficial to both operators and manufacturers. This could involve coupling the structure model to simulation models that predict the main and tail rotor hub excitation levels.

So far, available experimental flight test data for validation purposes has been analyzed to update their FE models. For the attack helicopter, model mass and construction of the complete helicopter model is finished. The GVT on a Dutch Attack helicopter will be used to update the complete helicopter model. The flight test data will be used to further improve this model.



- Members of the HC/AG-19 group are:**
- Jonathan Cooper - Bristol University
  - Giuliano Cappotelli - La Sapienza Univ. Rome
  - Johnathan Cooper - Bristol University
  - David Ewins - previously Liverpool University
  - Cristinel Mares - Brunel University
  - Bart Peeters - LMS
  - Hans van Tongeren - NLR
  - Trevor Walton - Agusta Westland Ltd
- GARTEUR Responsible:** Joost Hakkaart - NLR



**HC/AG-20: Simulation methods and experimental methods for new solutions for internal noise reduction**  
 Action Group Chairman: Frank Simon (frank.simon@onera.fr)



**Background**

Since several years, aeronautical industries have wished to improve internal acoustic comfort. It is particularly true within the cabin of a helicopter where the passenger is in very close proximity to disturbing sources that contribute to interior noise: main and tail rotors, engines, main gearbox (tonal noise) and aerodynamic turbulence (broadband noise).

Nevertheless, to reduce global mass, the trim panels in cabin are generally provided with a core in Nomex honeycomb and external layers in composite fibres. This light assembly is not subjected to high static force and must just assure a sufficient stiffness not to be damaged during the helicopter life. Each material satisfies specific tests to be certified: behavior in high temperature, with humidity... To use these components can worsen the internal acoustic comfort because their behaviour is essentially due to mass effect.

It appears that conventional passive systems (trim panels, passive anti-resonance isolation systems as well as classical vibration absorbers and pendulum absorbers) are still the main way to control the acoustic of the cabin whereas active systems (active vibration and noise control) are not completely reliable or applicable (problems of robustness or time convergence of algorithms – often reduction in some area but increase outside – high added mass and electrical power – difficult identification of optimal locations for actuators and sensors).

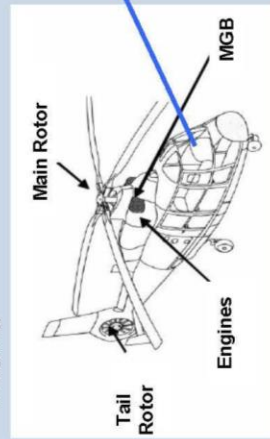


**Programme/Objectives**

**Objectives**

HC/EG-28, about internal noise and associated passive acoustic solutions (soundproofing, e.g. 1cm-thick trim panels designed for optimizing the absorption or the transmission loss), development of a vibro-acoustic model of the cabin (SEA coupled with FEM), human factors (subjective annoyance, speech intelligibility) brought to launch the HC/AG20. The HC/EG-28 conclusions listed the following needs:

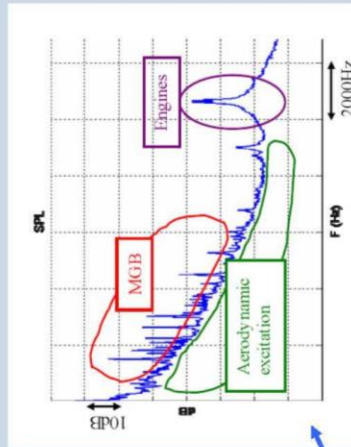
- 1) to improve quality of absorption of materials with absorbing fillings or foam material tuned to control specific frequency bands
- 2) to design composite trim panels with industrial requirements and simulate acoustic performances of treatments after integration in cabin
- 3) to develop reliable vibro-acoustic "methodologies" to reproduce the interior noise levels in large frequency range by combined numerical models/ experimental data
- 4) to estimate mechanical power sources and contribution of vibration panels radiating in cabin (Structure-borne transmission of energy from gearbox and engines through helicopter frame to the trim panels)
- 5) to take into account "subjective or human annoyance" in specific frequencies
- 6) to study influence of noise on the communication between pilot and crews (problem of speech intelligibility)



The activities in the new HC/AG-20 constitute the conclusion of HC/EG-28 and explore the points 2 to 4:


- applying different types of simulation methods to design and optimize composite trim panels according to common acoustic cost functions, and to validate numerical approaches by tests in laboratory
- applying different types of experimental techniques to characterize composite trim panel acoustic radiating in both a standardized test set –up and a generic helicopter cabin.

- experimental methods to separate correlated and uncorrelated acoustic sources in cabin. This identification is essential to reproduce internal noise from experimental database and also to apply sound source localization methods as beamforming or holography.



**Results**

The AG should result in a benchmark of the appropriateness of tools for complex configurations (multiple anisotropic layers with various mechanical characteristics; effect of confined medium on internal noise).



**Members of the HC/AG-20 group are:**

- F. Simon ONERA
- A. Grosso MICROFLOWN
- T. Haasse DLR
- R. Wijntjes NLR
- P. Vitello CIRA
- Gian Luca Ghiringhelli Politecnico di Milano

**GARTEUR Responsible:**

- B. Demaret ONERA





# HC/AG-21: Rotorcraft Simulation Fidelity Assessment: Predicted And Perceived Measures Of Fidelity

Action Group Chairman: Mark White (mdw@liv.ac.uk)



## Background

The qualification of rotorcraft flight simulators is undertaken using the new framework detailed in "Certification Specifications for Helicopter Flight Simulation Training Devices CS-FSTD(H)". This document contains a number of component fidelity requirements, flight loop data matching tolerances (i.e. Qualification Test Guide) and some brief guidance material on the requirements for the final subjective assessment of a simulator in order for it to be qualified to a certain level.

The work from a previous GARTEUR activity, HC/AG-12, "Validation Criteria for helicopter real-time simulation models", indicated that there were a number of shortcomings in the current civil simulator standards, namely the tolerances contained within JAR-FSTD H (predecessor to CS-FSTD(H)) have no supporting evidence for their definition and there is not a systematic approach identified for overall fidelity assessment.

HC/EG-30, (Simulation Fidelity) examined the state of play of current research and industrial practice and recommended a focussed activity for a future Action Group to examine critical aspects of simulator fidelity and fitness for purpose, e.g. the flight model tuning process, metrics and tolerances, integrating predicted and perceived fidelity. The GARTEUR work highlighted the need for the evaluation of overall fidelity of the integrated system of pilot and machine and is driver for the new GARTEUR activity in this area.



## Programme/Objectives

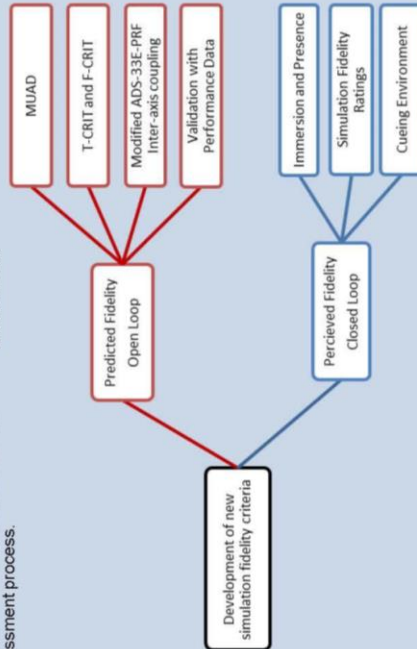
### Objectives

Helicopter simulation training device qualification is a complex activity, requiring a large number of resources. In order to effectively address some of the key challenges identified previously a work programme has been developed in order to enhance current simulator qualification standards.

The principal objective of the Action Group is to gain a better understanding of the various components that contribute to the definition and perception of rotorcraft simulation fidelity. This may subsequently result in the development of new criteria for fidelity assessment. This activity would require an examination of the influence of the flight loop tolerances on predicted fidelity assessment together with an investigation of the role of simulator cueing on subjective or perceived fidelity assessment.


The research outcomes will be in the form of new metrics which would define rotorcraft simulation fidelity boundaries together with guidelines for the subjective fidelity assessment process.

- The work programme has two strands:
- Predicted Fidelity assessment using off-line flight models with a range of standard control inputs
  - Perceived Fidelity assessment using ground-based pilot-in-the-loop simulations at partners' own facilities.
- Specific areas of interest for helicopter flight simulation device fidelity include:
1. An investigation of validation techniques for the definition of predicted or flight loop fidelity
  2. Definition of new criteria for predicted fidelity assessment
  3. Definition of new rotorcraft flight test manoeuvres to be used during the subjective evaluation of a simulator
  4. An investigation of the effect cueing on the subjective assessment of fidelity
  5. Development of metrics for subjectively perceived fidelity
  6. Development of an overall methodology for fidelity assessment.



## Results

It is anticipated that the outputs from this AG would be used to enhance the fidelity criteria that exists in current and emerging flight simulation qualification standards for rotorcraft.



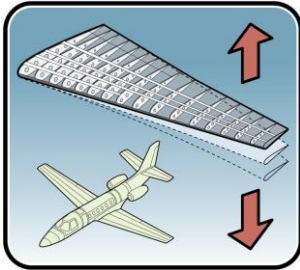
### Members of the HC/AG-21 group are:

- M White University of Liverpool
- G Meyer University of Liverpool
- M Pavel TuDelft
- O. Stroosma TuDelft
- J. vd Vorst NLR
- H Duda DLR
- F. Cuzieux ONERA
- B. Berberian ONERA
- D. Spira CAE
- S. Richard Thales
- C. Emmanuele AgustaWestland

GARTEUR Responsible: J. Haakkart NLR



**5.4. Group of Responsables - Structures and Materials (SM)**




The GoR SM is active in initiating and organising aeronautics oriented research on structures, structural dynamics, acoustics and materials in general. Materials oriented research is related to material systems primarily for the airframe but also for the landing gear and the engines; it includes specific aspects of polymers, metals and various composite systems. Structural research is devoted to computational mechanics, loads and design methodology. Research on structural dynamics involves vibrations, response to shock and impact loading, aeroelasticity, acoustic response and adaptive vibration suppression.

The group is active in theoretical and experimental fields of structures and materials to strengthen development and improvement of methods and procedures. Of great importance is the mutual stimulation of the diverse scientific approaches. Experiments give new insights into the mechanisms of structural behaviour that can be included in improved theoretical models. Finally, the theoretical results must be verified and validated by comparison with results from suitable experiments or trials.

The activities within the Action Groups cover several aspects of new technologies, new structural concepts and new design and verification criteria. Recent and current work is devoted to:

- High velocity impact;
- Fatigue and damage tolerance assessment of hybrid structures;
- Damage repair in composite and metal structures;
- Sizing of aircraft structures subjected to dynamic loading;
- Bonded and bolted joints.

*Computational modelling of bird strike and experimental validation, from SM/AG24 on "Bird strikes"*



*Figure 4: Illustrations of the Group of Responsables "Structures and Materials"*

During 2013 GoR - SM monitored the following Action Groups:

- SM/AG-34 "Damage repair with composites":  
 This AG started in the second half of 2012 and is a result from SM/EG-40.
- SM/AG-35 "Fatigue and Damage Tolerance Assessment of Hybrid Structures":  
 This AG started in March 2012 and is a result from SM/EG-38.

For these two Action Groups one page summary posters are included on the following pages.

The situation regarding Exploratory Groups and New Topics under review was as follows at the end of 2013:

- GoR - SM Exploratory Groups:

- SM/EG-39 “Design of High Velocity Impact on Realistic Structure”:  
This EG is expected to become an AG in 2014.
- SM/EG-41 “Sizing of aircraft structures subjected to dynamic loading”:  
This EG was formally started at the end of 2012 but no meeting has been held yet.
- SM/EG-42 “Bonded and bolted joints”:  
This EG has just started and no meeting has been held yet.

- New Topics:

The following topics for future Exploratory Groups are discussed:

- Virtual testing;
- Effect of defects in composite structures;
- Benchmarking activities;
- Additive Layer Manufacturing.

The following topics have not received sufficient interest by the GoR-SM members and industrial point of contacts and are therefore dropped from the list of potential new EGs:

- Compression testing;
- Impact loading on transparent materials;
- Fibre placement.

The membership of GoR-SM in 2013 is presented in the table below.

<b>Chairman</b>		
Tomas Ireman	SAAB	Sweden
<b>Vice-Chairman</b>		
Jean-Pierre Grisval	ONERA	France
<b>Members</b>		
Joakim Schön	FOI	Sweden
Henri de Vries	NLR	The Netherlands
Jose Maroto Sanchez	INTA	Spain
Peter Wierach	DLR	Germany
Aniello Riccio <sup>9</sup>	Univ. II Naples	Italy
Umberto Mercurio	CIRA	Italy
<b>Industrial Points of Contact</b>		
Roland Lang	EADS Military	Germany
<i>Vacant</i>	Alenia	Italy
Luc Hootsmans	Stork Fokker	The Netherlands
Angel Barrio Cárdbaba	EADS CASA	Spain
Hans Ansell	SAAB	Sweden
Walter Zink	Airbus	Germany
Sören Nilsson	SICOMP	Sweden
Andy Foreman	Qinetiq	United Kingdom
Caroline Petiot	EADS-IW	France

Table 4: Membership GoR-SM in 2013

<sup>9</sup> Associated member



**SM/AG-34: Damage Repair with Composites**

Action Group Chairman: Aniello Riccio (aniello.riccio@unina2.it)



**Background**

Composites are much more prone to be damaged in service than metals, for example, by mechanical impact. Reparability of such damage is an important consideration in the selection of composites for aircraft applications. In addition, metal structures can be repaired by using composite patches with great potential benefits such as costs reduction and time saving.

Repair techniques can be considered applicable to a wide range of structures both metallic and composites (laminates or sandwich).

The repair scheme used for structural restoration should be the simplest and least intrusive that can restore structural stiffness and strain capability to the required level and be implemented in the repair environment, without compromising other functions of the component or structure.

It is usually necessary to restore the capability of the structure to withstand the ultimate loads of the design and to maintain this capability (or some high percentage of it) for the full service life.

Important functions that must be restored include: aerodynamic shape, balance, clearance of moving parts and resistance to lightning strike. The requirement in military to restore the stealth properties of the component may also have to be considered and may influence the type of repair chosen.

The growing use of composite structures but also the need to reduce costs (both for metals and composites) have led to an increasing interest in repair and especially in repair with composites and its potential applications.

However, uncertainties remain in the behavior of repaired structures that generally lead aircraft manufacturers to perform repairs only in secondary structures and to prefer bolted repair (mechanical fastened repair) over bonded repair (adhesively bonded repair) limiting the use of bonding only to moderate-size damage.

**Programme/Objectives**

**Objectives**

Based on of the emerging needs (detailed in the previous section) related to the composites usage in aerospace applications, the main objective of this Action Group is:

"Definition of effective repair techniques both for civil and military aircraft structures through the development of numerical/experimental methodologies"

This objective addresses the following issue:

repair criteria design of patches and repair strategies, analysis of the repair, manufacturing and test, repair strategies and technology, effective repair methods

The activities have been split in Work Packages:

**WP 1 REPAIR CRITERIA (WHEN UNDERTAKING REPAIR)**

task 1.1) Methodologies for the assessment of residual strength in damaged composite components to decide when repair has to be undertaken

task 1.2) Crack growth analysis (static and fatigue);

**WP 2 DESIGN OF PATCHES AND REPAIR STRATEGIES**

**WP 3 ANALYSIS OF THE REPAIR**

**WP 4 MANUFACTURING AND TEST**

task 4.1) Manufacturing and repair procedure issues;

task 4.2) Experimental tests


**WP 5 EFFECTIVE REPAIR METHODS**

task 5.1) Optimization of the patching efficiency;

task 5.2) Certification issues;

task 5.3) Technologies for repair;

task 5.4) Definition of guidelines for an effective repair of both civil and military aircraft structures.



Development of an Analytical tool for Repair Design



**Expected Results**

The effective outcomes can be summarized in:

- 1) minimize down-time of the aircraft for repair operations;
- 2) minimize costs for repair;
- 3) promote the repair of components instead of their substitution;
- 4) reduction of the costs and time for certification of repaired structures

A number of benchmarks have been selected for models validation.

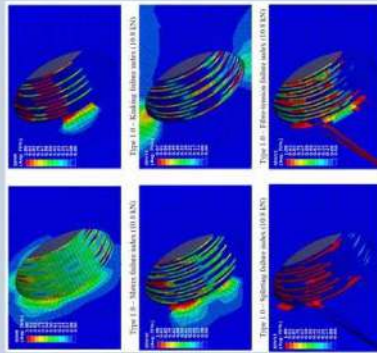
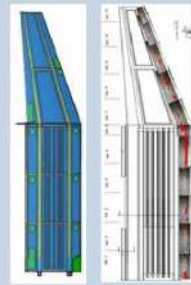


Figure 16 - Static (shear stress) results (1/1.1.01) Type 1.a - Static (shear stress) results (1/1.1.01)

**Numerical Analysis - progressive Damage in composite Joint**



Repair of an UAV wing



# SM/AG-35: Fatigue and Damage Tolerance Assessment of Hybrid Structures

Action Group Chairman: Jaap Laméris  
 (jaap.lameris@nlr.nl)



## Background

A major challenge in the fatigue analysis and subsequent fatigue testing of hybrid structures originates from the differences in deriving fatigue spectra for metal and composites and incorporation of required environmental load factors for composites. Specifically, the following aspects can be addressed:

1. Composite structure is sensitive to environmental conditions, metal parts usually are not, if it is decided not to perform fatigue- or residual strength tests under these conditions, which aspects should be taken into account via environmental factors on the applied loads?
2. Material scatter for composites is much larger than for metals: this is usually covered by a combination of a life factor and a load enhancement factor. However, to avoid non-linear behaviour of test set-up and too high stress levels in the metal parts a maximum overall load increase should be respected.
3. In general, damage growth in composite materials is most sensitive for compression-compression cycles, where metal fatigue initiation and crack growth are more sensitive to tension-compression and tension-tension cycles. A generic process for a load spectrum reduction technique covering both aspects should be discussed.
4. Spectrum truncation levels must be different for metals and composites. Where composites experience high damage from high peak loads, metals will experience crack retardation after application of a severe load condition. Since metals are most sensitive to fatigue damage, it is often chosen to relax one or some of the aspects from the list above for the composite fatigue justification. However, since operational strain levels in new composite designs, using improved material systems, constantly increase, the validity of this approach will be limited in the near future.

## Programme/Objectives

**Objectives**  
 The main objectives are listed below:  
 •Validation of the basic assumptions for any applied spectrum manipulation techniques;  
 •Examination of the capabilities and benefits of a probabilistic approach;  
 •Determination of the optimum way to account for thermal loads in a non-thermo test set-up, leading to a joint 'best practice' approach for testing of hybrid airframe structural components.

**Task 1 Determination of a Test Spectrum**  
 A benchmark will be defined that will address as much aspects of fatigue and damage tolerance testing/justification as possible, for both the metal and composite structures, for both bolted and bonded joints. The benchmark spectrum will be equivalent to known definitions such as FALSTAFF (fighter wing) or TWIST (transport wing), modified for application to hybrid structure. Testing will be done on hybrid coupons and, if possible on more complex components, addressing all phases of static, fatigue and damage tolerance certification, using a number of derived spectra in order to investigate effects on fatigue and damage tolerance behaviour.  
 Phase 1 Benchmark definition  
 Phase 2 Spectrum development  
 Phase 3 Validation of assumptions

## Results

The AG should results in establishing a joint 'best practice' approach for full scale fatigue testing of hybrid airframe structural components.  
 A kick-off meeting was held at NLR on 28-02-2013 in Amsterdam and the first progress meeting was at FOI – Stockholm on 20-09-2013.

**Task 1:**  
 A conceptual definition of a specimen geometry was proposed in order to be able to observe the behavior of the test specimen with respect to the various (conflicting) requirements associated with a hybrid (metal-CFRP) fatigue test. Further detailing of the test specimen needs to be done.  
 A proposal for a load spectrum to which the benchmark test specimen will be subjected was made.

**Task 2:**  
 Work has been performed by DLR to solve some problems with the probabilistic approach using Weibull theory.

**Task 3:**  
 -FKNLR studies on a hybrid material (FML) with respect to curing temperature induced stresses in the metal layers were compared with test results.  
 -DLR presented simulation results of MMB tests with hydro-thermal ageing.  
 -FOI presented results of static and fatigue tests in a bi-axial test rig at elevated temperature on composite specimens.  
 -Saab conducted FEM studies on schematic hybrid wing torsion box model of Gripen under thermal and mechanical loads. Also impact damages were considered.



## 6. GARTEUR SUCCESS STORIES AND LINKS TO OTHER EUROPEAN PROGRAMMES

In this chapter examples of GARTEUR success stories are presented as well as the links between GARTEUR projects and other European Programmes.

### 6.1. GARTEUR success stories

Two examples are presented in more detail on the following pages: “Air Intakes Aerodynamics” from the GoR Aerodynamics and “Rigid Body and Aeroelastic Rotorcraft-Pilot-Coupling - Prediction Tools and Means of Prevention” from the GoR Helicopters.

The first example “Air Intakes Aerodynamics” illustrates how dedicated joint European efforts coordinated by GARTEUR Aerodynamics Action Groups led to the advancement of hybrid numerical simulation methods and an improved understanding of complex instantaneous internal flow fields, thus preparing the basis for future time-accurate predictions of vital performance parameters, such as dynamic intake distortion and engine/intake compatibility, with accuracy levels meeting industrial requirements.

The second example “Rigid Body and Aeroelastic Rotorcraft-Pilot-Coupling - Prediction Tools and Means of Prevention” clearly illustrates how joint European knowledge in mathematical modelling of helicopters, and in particular in modelling Rotorcraft-Pilot Coupling phenomena, has largely been built up over the past decades through national efforts coordinated via GARTEUR Action Groups. There is no other organisation in Europe where such a collective effort was done for the specific topics of Rotorcraft modelling for prediction of performance, flying and handling qualities.

Other examples of success stories regarding the GoR “Flight Mechanics, Systems and Integration” and “Structures and Materials” can be found in previous GARTEUR reports.

The success story presented in the GARTEUR Annual Report 2012 on “Damage Mechanics, Damage Tolerance, Bolted Joints in Composite Materials/Structures” illustrated how the joint European knowledge in this field had largely been built up through national efforts coordinated via a series of GARTEUR Action Groups. The GARTEUR activities led to other European projects within EU Framework and WEAG (now EDA) programmes.

The Action Group FM/AG-17 “Nonlinear Analysis and Synthesis Techniques for Aircraft Control” received the GARTEUR Award 2008 and resulted in a text book “Non-linear Analysis and Synthesis Techniques for Aircraft Control” which was published by Springer-Verlag in 2007.

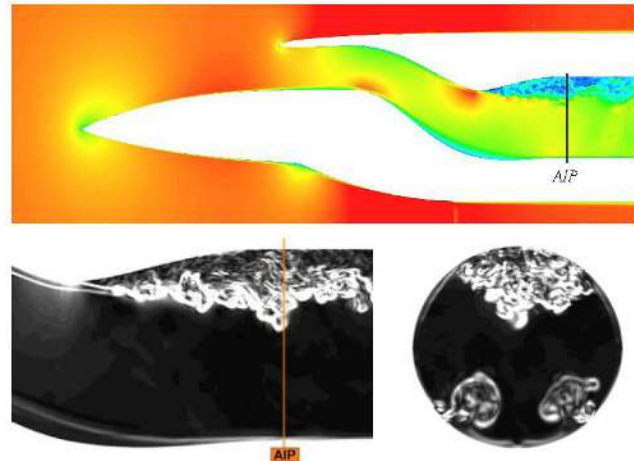


6.1.1. Intake Aerodynamics



**INTAKE AERODYNAMICS – A GARTEUR SUCCESS STORY**

Aerodynamic integration of intakes into the airframe of unmanned aerial vehicles assuring high performance and minimized aerodynamic drag is of vital importance for innovative vehicle configurations. The accurate prediction of the instantaneous total pressure distribution in the aerodynamic interface plane as the basic parameter for the assessment of dynamic intake distortion and engine/intake compatibility is a key for successful design and for reducing system development time and cost.



Modern Computational Fluid Dynamics methods such as Detached Eddy Simulation (DES) to analyze unsteady flow phenomena are a vital means for improving performance prediction capabilities and thus possess a great potential to support efficient design for highly integrated low-observable intakes of advanced aerial vehicles.

Based on a strong commitment of the AD-GoR to the application of CFD methods, several Action Groups have been addressing research areas within the field of intake aerodynamics with enhanced emphasis on dynamic simulations of internal flow fields applying hybrid methods:

**AD/AG-34 Aerodynamics of Supersonic Air Intakes**

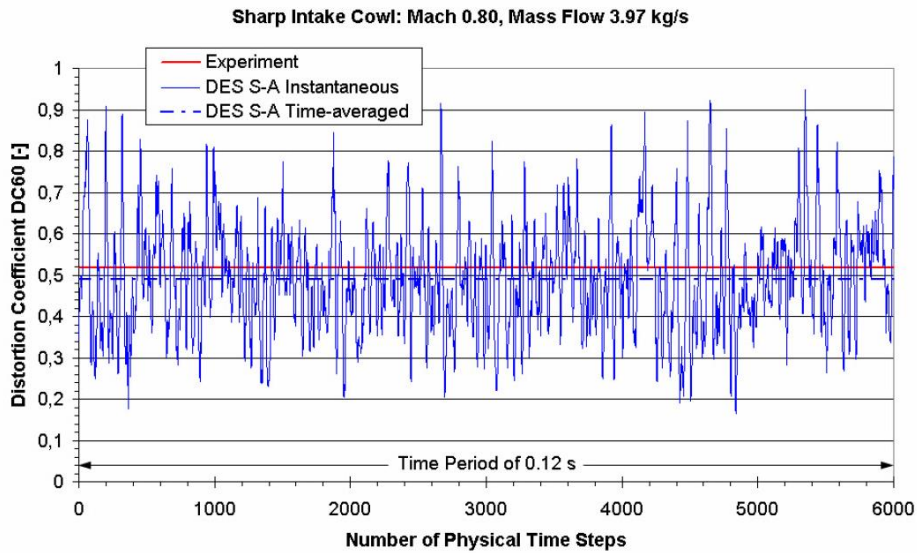
**AD/AG-43 Application of CFD to High Offset Intake Diffusers**

**AD/AG-46 Highly Integrated Subsonic Air Intakes**


**AD/AG-49 Scrutinizing Hybrid RANS-LES Methods for Aerodynamic Applications**

These Action Groups investigated the capability of advanced CFD techniques for predicting complex internal flow phenomena and supported the improvement of numerical tools for time-accurate predictions of intake performance parameters. They essentially contributed to prepare the groundwork for engine/intake compatibility assessment with accuracy levels meeting industrial demands. Mid-term prospects for fulfilling these requirements and for successfully applying these methods for project oriented work are considered most promising.





Besides numerical simulations fundamental experimental investigations of decisive intake design parameters were performed, advancing the knowledge innovative configurations of compact air induction systems require.



In summary, dedicated joint European efforts coordinated by GARTEUR Aerodynamics Action Groups led to the advancement of hybrid numerical simulation methods and an improved understanding of complex instantaneous flow fields, thus preparing the basis for future time-accurate predictions of vital performance parameters, such as dynamic intake distortion and engine/intake compatibility, with accuracy levels meeting industrial requirements.

**6.1.2. “Rigid Body and Aeroelastic Rotorcraft-Pilot-Coupling - Prediction Tools and Means of Prevention”**



**RIGID BODY AND AEROELASTIC ROTORCRAFT-PILOT-COUPPLING  
 - PREDICTION TOOLS AND MEANS OF PREVENTION  
 A GARTEUR SUCCESS STORY**



**DLR BO105 Experimental Helicopter**

**Biodynamic test campaign featuring pilot sensors**

There is a long commitment since late 1980s of GARTEUR HC-GoR on the mathematical modelling of helicopters for the prediction of performance, flying and handling qualities as illustrated in the following action groups:

- HC/AG-03 Mathematical modelling of helicopters for handling qualities and performance**
- HC/AG-05 Advanced rotorcraft evaluation**
- HC/AG-06 Mathematical modelling for the prediction of helicopter flying qualities, phase II**
- HC/AG-07 Helicopter performance modelling**
- HC/AG-09 Mathematical modelling for prediction of helicopter flying qualities, phase III**
- HC/AG-11 Helicopter yaw axis handling qualities modelling**
- HC/AG-12 Validation criteria for helicopter real-time simulation models**

Unintended and unexpected oscillations or divergences of the pilot-rotorcraft system have become a critical issue for augmented helicopters with modern flight control systems. The rapid advances in the field of high response actuation and highly augmented flight control systems have increased the sensitivity to aspects that lead to complex oscillations related to unfavourable Aircraft/Rotorcraft-Pilot Coupling.

HC/AG-16 achieved an improvement in the physical understanding of both rigid body and aeroelastic Rotorcraft Pilot Coupling (RPC) by developing procedures and validating appropriate prediction methods during simulator experiments. Guidelines and criteria have been defined to prevent or suppress critical RPC incidents in the future, making use of a PIO toolbox.

Participants: Industry (Airbus Helicopters), Research Establishments (DLR, ONERA, NLR) and Universities (Delft, Liverpool, Milano and Roma Tre)

This Action Group was awarded the GARTEUR Award of Excellence 2010/2011.

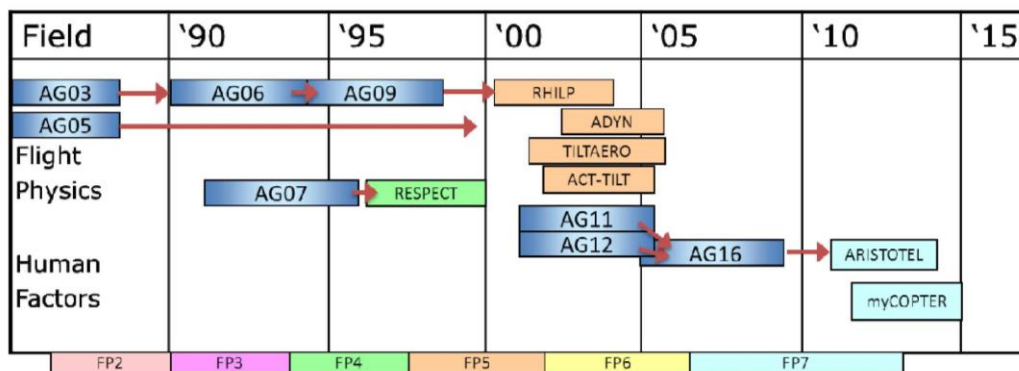
Results of the HC/AG-16 work have been successfully published in 27 scientific papers and presented both in Europe and the US at prestigious aeronautical events.





Due to the high complexity and the large variety of RPC phenomena still to be solved, follow-on activities have been defined to further refine the methods and enlarge the experimental database.

In particular, based on this GARTEUR project the EU-FP7 project ARISTOTEL (lead by TU-Delft) was established: "Aircraft and Rotorcraft Pilot Couplings / Tools and Techniques for Alleviation and Detection". Funded with more than 3M€ by the European Commission, ARISTOTEL is a collaborative project involving a large number of research institutions and universities from the Netherlands, France, UK, Italy, Poland, Romania and Russia. End products of the project will be: Advanced vehicle-pilot-FCS simulation models for "rigid body" and aero-servoelastic A/RPC analysis; A/RPC design guidelines and criteria; Protocols and guidelines for A/RPC flight simulator training. At the 39<sup>th</sup> European Rotorcraft Forum, September 3-6, 2013, a special session was dedicated to the ARISTOTEL project and Prof. Marilena Pavel, the coordinator of the ARISTOTEL project, won the Cheeseman Award.



The figure below illustrates how HC-GoR projects are interlinked with projects performed within EU Framework Programmes.

*In summary it can be stated that the joint European knowledge in mathematical modeling of helicopters, and in particular in modeling Rotorcraft-Pilot Coupling phenomena, has largely been built up over the past decades through national efforts coordinated via GARTEUR Action Groups. There is no other organisation in Europe where such a collective effort done for the specific topics of Rotorcraft modeling for prediction of performance, flying and handling qualities.*

6.2. Links with other European Programmes

As illustrated in the example on the previous page there has been strong links between GARTEUR projects and EU Framework projects since the early 1990-ies, when the Framework programmes started.

As there are no dedicated budgets available for GARTEUR projects it was logical that the GoRs looked for possibilities for external funding from EU or other sources as illustrated in the figure below. The members of the GoRs are involved in setting up cooperation projects within different European fora.

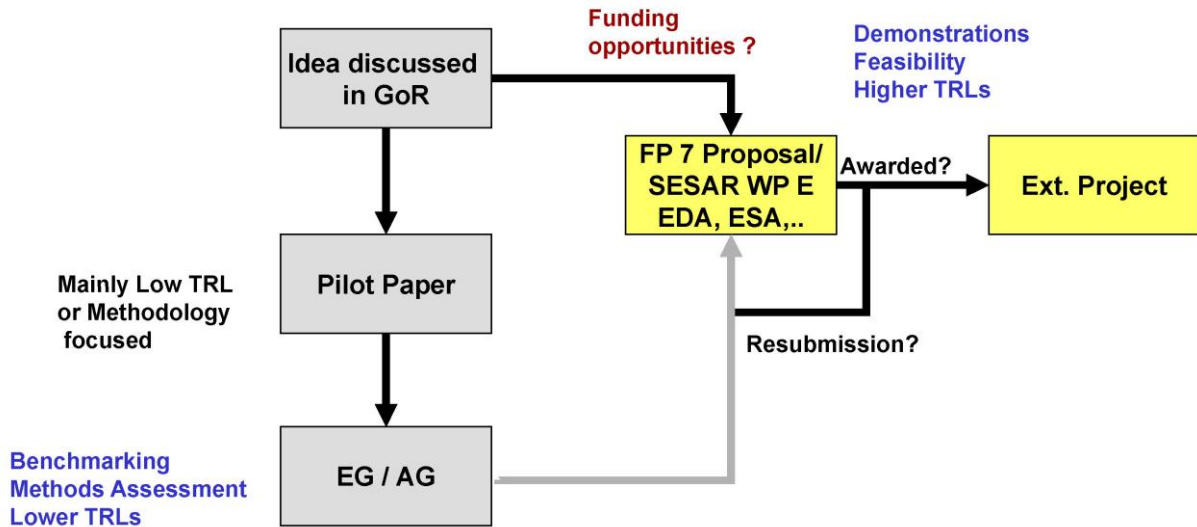


Figure 5: Illustration of how links are established between GARTEUR and other European programmes

The nature of many GARTEUR projects often concerns low TRL topics and benchmarking of methods and the possibilities to get funding for this type of projects (Level 1 projects) within the Framework Programmes vary over time.

However, as illustrated in the example on the previous page the knowledge and methods developed within the GARTEUR projects are the basis for participation also in projects on higher TRL levels.

Additional illustrations of the links between GARTEUR Action Groups and EU projects, as provided by GoR Aerodynamics and GoR Helicopters, are included on the following pages.

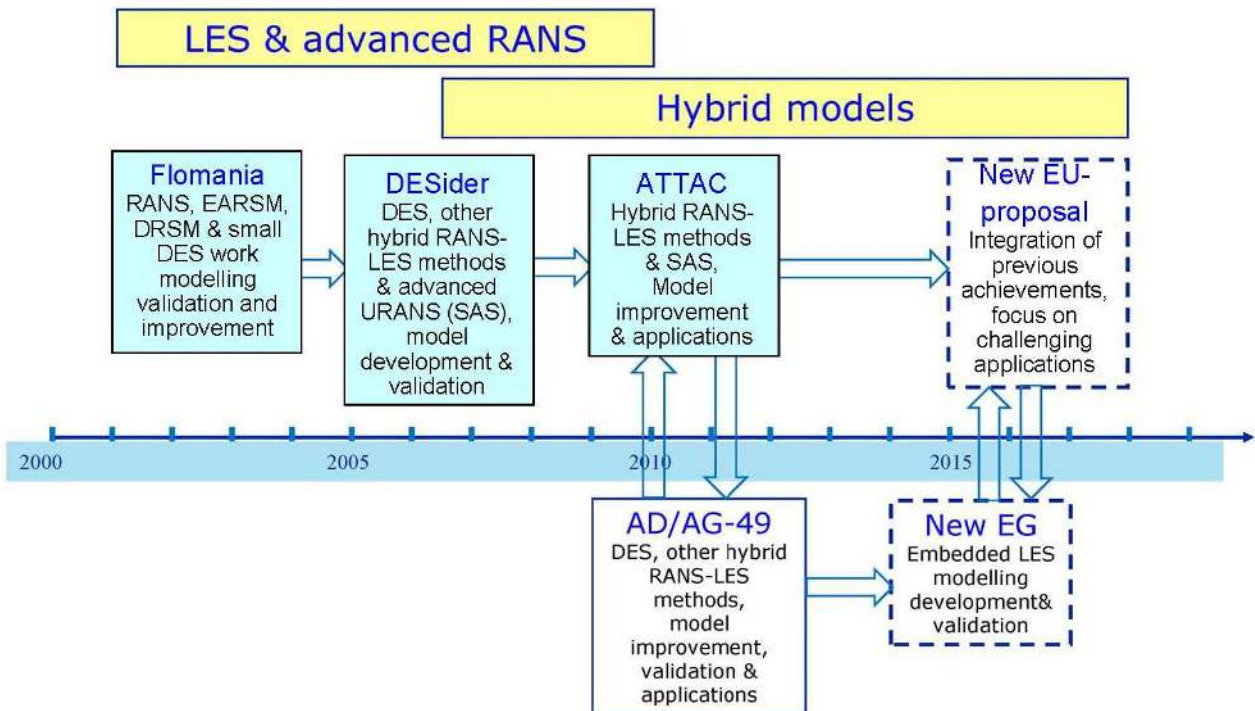
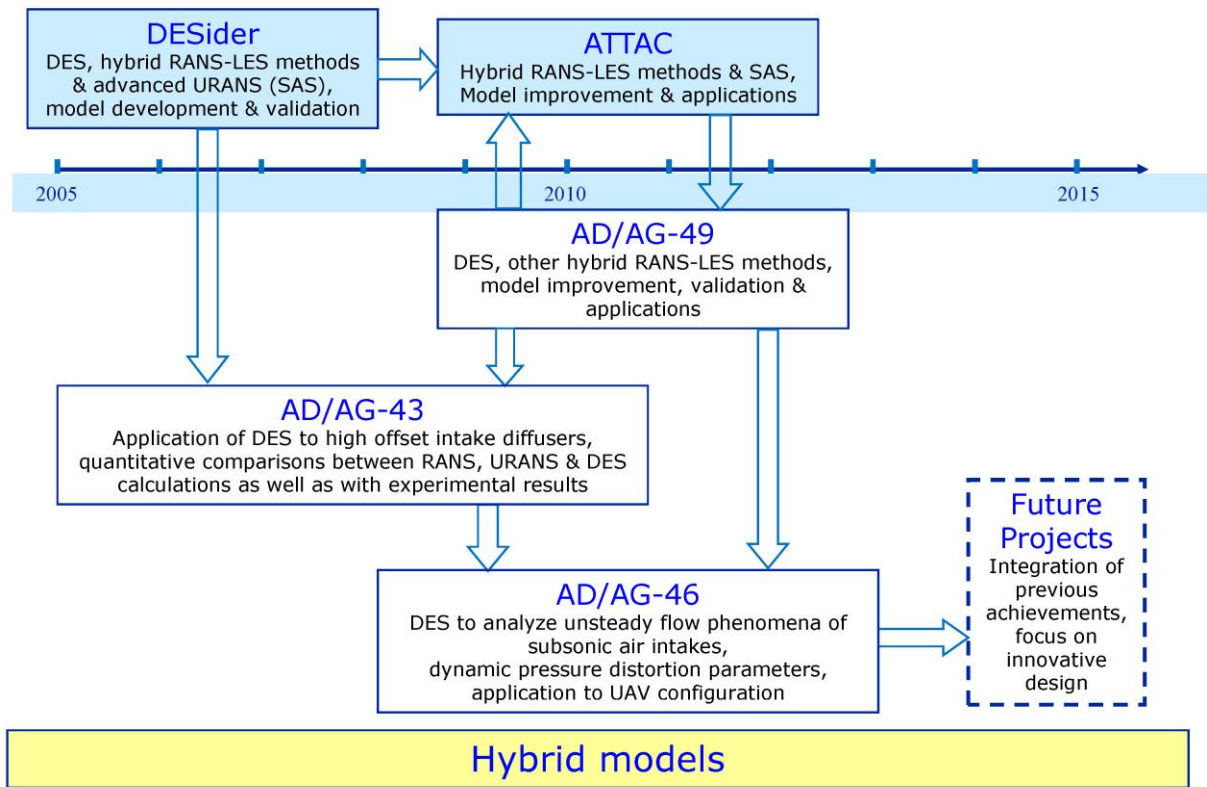


Figure 6: Links between EU-projects/proposals and GARTEUR AD/AG-43; AD/AG-46 and AD/AG-49

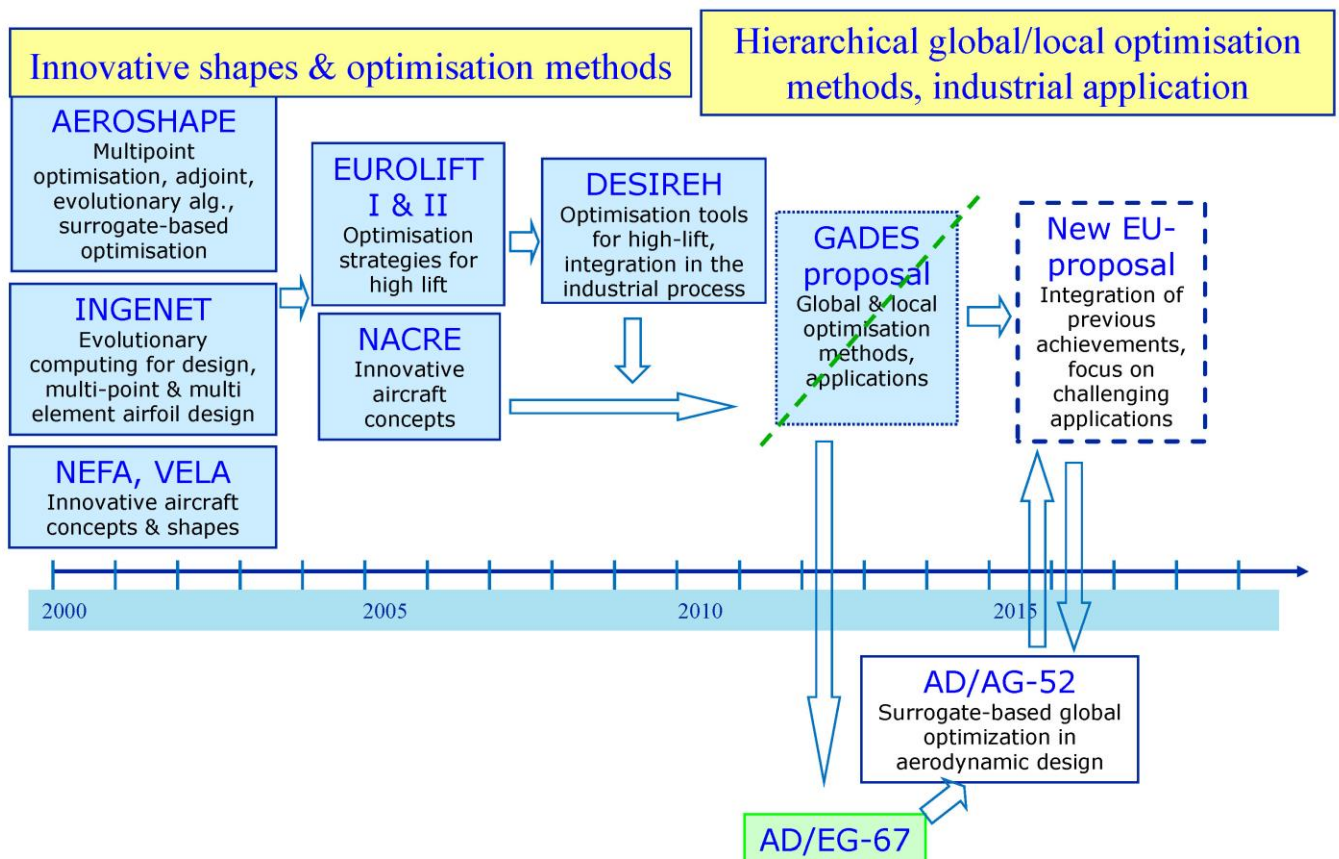
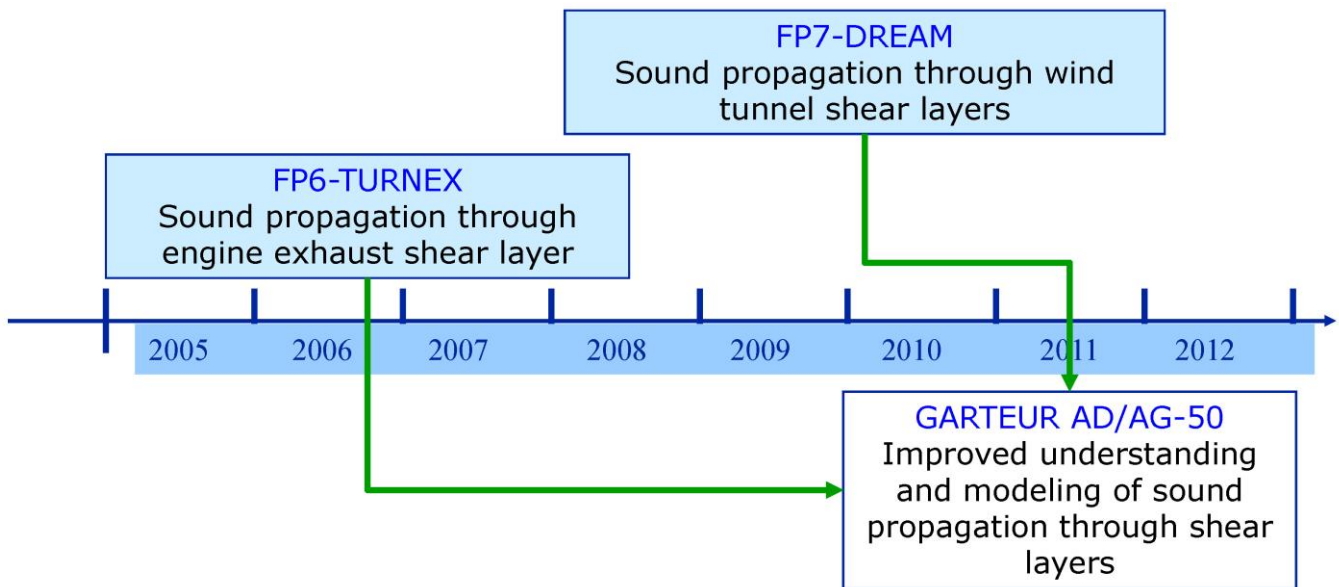


Figure 7: Links between EU-projects/proposals and GARTEUR AD/AG-50 and AD/AG-52



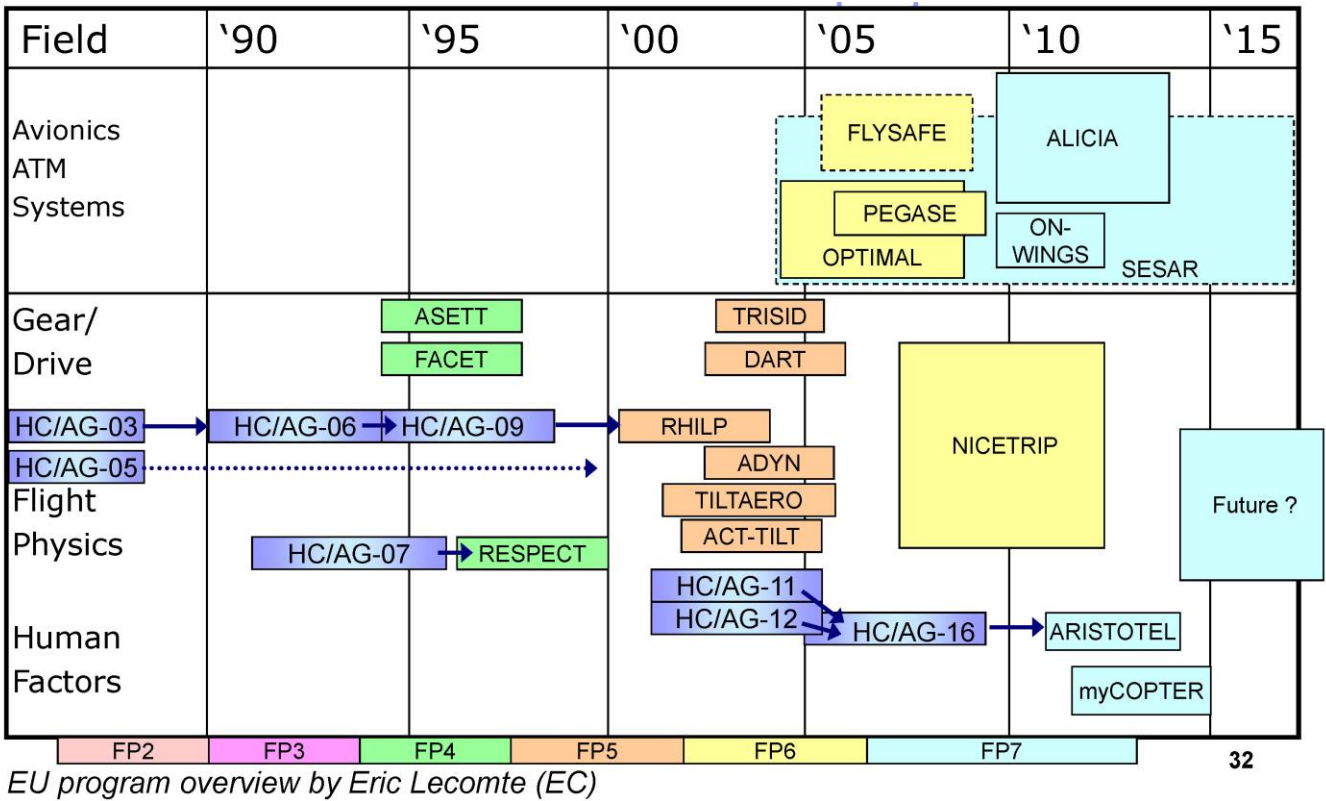
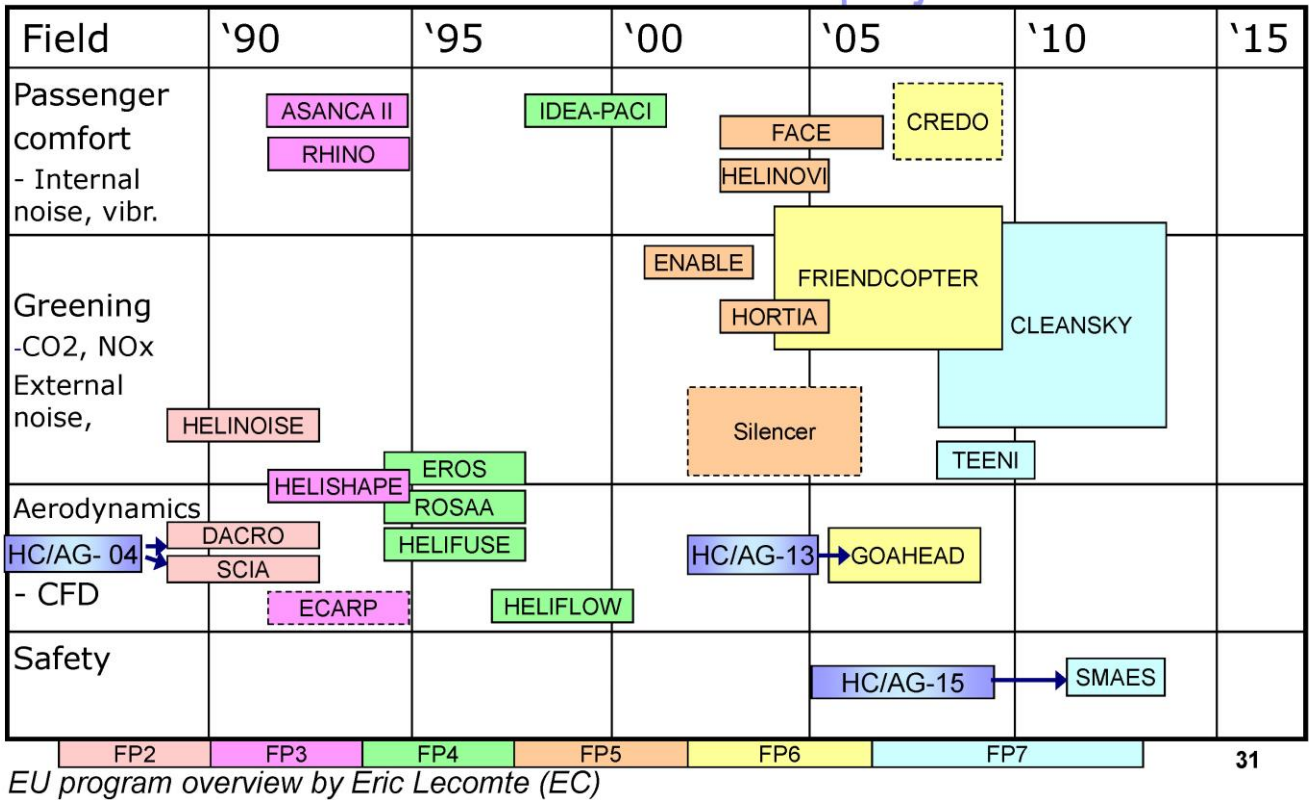


Figure 8: Links between EU-projects and a number of GARTEUR HC/AGs



**7. REFERENCES**


[1] GARTEUR Annexes to Annual Report 2013.  
 GARTEUR Document X/D 48, May 2014.

**8. LIST OF TABLES AND FIGURES**

Table 1: Membership GoR-AD in 2013..... 20  
 Table 2: Membership GoR-FM in 2013..... 29  
 Table 3: Membership GoR-HC in 2013..... 32  
 Table 4: Membership GoR-SM in 2013..... 37  
 Table 5: GARTEUR Action Groups – 6 years rolling plan 2010-2015..... 51  
 Table 6: Participation in Actions Groups by Nation / organisations in 2013 ..... 52  
 Table 7: Resources deployed within action groups: person-month and other costs in k€ ..... 53  
 Table 8: List of GARTEUR Technical Reports..... 54  
 Table 9: List of GARTEUR reports issued by Executive Committee and Council..... 54

Figure 1: Illustrations of the Group of Responsables “Aerodynamics” ..... 19  
 Figure 2: Illustrations of the Group of Responsables “Flight Mechanics, Systems and Integration” ..... 28  
 Figure 3: Illustrations of the Group of Responsables “Helicopters” ..... 31  
 Figure 4: Illustrations of the Group of Responsables “Structures and Materials” ..... 36  
 Figure 5: Illustration of how links are established between GARTEUR and other European programmes ... 45  
 Figure 6: Links between EU-projects/proposals and GARTEUR AD/AG-43; AD/AG-46 and AD/AG-49 .. 46  
 Figure 7: Links between EU-projects/proposals and GARTEUR AD/AG-50 and AD/AG-52..... 47  
 Figure 8: Links between EU-projects and a number of GARTEUR HC/AGs ..... 48  
 Figure 9: GARTEUR organization ..... 50

9. APPENDIX 1: GARTEUR ORGANISATION



**GARTEUR ORGANISATION**

*Updated  
December 2013*

**XC Chair: Dr. Olivier Vasseur, France**  
**Secretary: Ms Anne-Laure Delot, France**

**GARTEUR Chair Country 2013-2014: France**  
**Council Chair: Dr. Hervé Consigny, France**

**GARTEUR COUNCIL**

Function	France	Germany	Italy	Netherlands	Spain	Sweden	United Kingdom
<b>Head of Delegation</b>	H. Consigny	F.-J. Mathy	L. Vecchione (acting)	T. de Laat	A. Moratilla Ramos	G. Hult	R. Kingcombe
<b>XC Member</b>	O. Vasseur	F. König	L. Vecchione	B. Thuis	TBD	B. Jonsson	TBD
<b>Other Members of Delegation</b>	O. Dugast P. Desvaillees	H. Konrad H. Hueners	D. Cucchi	H. van Leeuwen B. Oskam	J.F. Reyes-Sánchez	A. Blom E. Lindencrona	

**GROUPS OF RESPONSIBLES**

	Aerodynamics (AD)		Flight Mechanics, Systems & Integration (FM)		Helicopters (HC)		Structures & Materials (SM)	
	GoR AD members	GoR FM members	GoR FM members	GoR FM members	GoR HC members	GoR HC members	GoR SM members	GoR SM members
<b>T. Berglind</b>	SE chair 2012-13	FR chair 2012 - Sept. 2013	FR chair 2012 - Sept. 2013	L. Notarnicola	IT chair 2013-14	SE chair 2011-13		
<b>E. Coustols</b>	FR	ES chair Oct. 2013 - 2015	ES chair Oct. 2013 - 2015	M. White	UK (vice-chair)	FR (vice-chair)		
<b>G. Mingione</b>	IT	NL (vice-chair until Sept. 2013)	NL (vice-chair from Oct. 2013)	J. Hakkaart	NL	IT		
<b>H. Rosemann</b>	DE	DE	DE	K. Pahlke	DE	ES		
<b>K. de Cock</b>	NL	IT	IT	B. Demaret	FR	SE		
<b>F. Monge Gómez</b>	ES	A. Vitale	A. Antifora	A. Antifora	IT	DE		
<b>G. Schrauf</b>	DE	M. Hagsström	M. Hagsström	P. Krämer	DE	NL		
<b>E. Todland</b>	SE	D. Cazy	FR member from Oct. 2013	E. Zoppielli	FR	IT (Associated member)		
<b>N. Wood</b>	UK (vice-chair)	P. Mouillon	FR member from Oct. 2013	R.-H. Markiewicz	UK			
<b>Industrial Points of Contacts</b>		<b>Industrial Points of Contacts</b>	<b>Industrial Points of Contacts</b>	<b>Industrial Points of Contacts</b>	<b>Industrial Points of Contacts</b>	<b>Industrial Points of Contacts</b>		
<b>T. Berens</b>	DE	F. Asensio-Nieto	ES	HC IPoCs included above	H. Ansell	SE		
<b>L.P. Ruiz-Calavera</b>	ES	L. Goerig	FR		A. Barrio Cardaba	ES		
<b>N. Ceresola</b>	IT	F. Karlsson	SE		L. Hootsmans	NL		
<b>M. Mallet</b>	FR	M. Hanel	DE		R. Lang	DE		
<b>D. Pagan</b>	FR				S. Nilsson	SE		
<b>C. Newbold</b>	UK				C. Petitot	FR		
					W. Zink	DE		
					A. Foreman	UK		

Figure 9: GARTEUR organization

## 10. APPENDIX 2: OVERVIEW OF GARTEUR TECHNICAL ACTIVITIES

The table below presents the 6 years rolling plan 2010-2015 of GARTEUR Action Groups. Regarding new action groups in preparation see chapter 5.

### Aerodynamics

No	Topic	2010	2011	2012	2013	2014	2015
AD/AG-44	Application of transition criteria in N-S computations - Phase II				Final report expected in January 2014		
AD/AG-45	Application of CFD to predict high G Wing Loads						
AD/AG-46	Highly Integrated Subsonic Air Intakes						
AD/AG-47	Coupling of CFD with Flight Mechanics						
AD/AG-48	Lateral Jet Interactions at Supersonic Speeds						
AD/AG-49	Scrutinizing Hybrid RANS-LES Methods for Aerodynamic Applications						
AD/AG-50	Effect of wind tunnel shear layers on aeroacoustic tests	EG64 =>					
AD/AG-51	Laminar-Turbulent Transition in hypersonic flows		EG65 =>				
AD/AG-52	Surrogate-based global optimization methods in Preliminary Aerodynamic Design			EG67 =>			
AD/AG-53	Receptivity and Transition Prediction: Effects of surface irregularity and inflow perturbations			EG66 =>			

### Flight Mechanics, Systems and Integration

No	Topic	2010	2011	2012	2013	2014	2015
FM/AG-18	Towards Greater Autonomy in Multiple Unmanned Air Vehicles						
FM/AG-19	Flexible Aircraft Modeling Methodologies				X		

### Helicopters

No	Topic	2010	2011	2012	2013	2014	2015
HC/AG-17	Helicopter Rotor Wakes in the Presence of Ground Obstacles				=> EG32		
HC/AG-18	Error Localisation and Model Refinement for FEM			X			
HC/AG-19	Improvement of Structural Dynamic FEM using In-Flight Test Data						
HC/AG-20	Simulation methods and experimental methods for new solutions for internal noise reduction		EG28 =>				
HC/AG-21	Rotorcraft Simulation Fidelity Assessment			EG30 =>			

### Structures and Materials

No	Topic	2010	2011	2012	2013	2014	2015
SM/AG-30	High velocity impact				Report pending		
SM/AG-31	Damage Management of Composite Structures						
SM/AG-32	Damage Growth in Composites						
SM/AG-33	RTM Materials Properties during Curing				Report pending		
SM/AG-34	Damage repair with composites		EG40 =>				
SM/AG-35	Fatigue and Damage Tolerance Assessment of Hybrid Structures		EG38 =>				

X Stopped  
 Closed  
 EGxx => EG number xx resulting into AG number yy  
 In preparation  
 Active

Table 5: GARTEUR Action Groups – 6 years rolling plan 2010-2015

**11. APPENDIX 3: PARTICIPATION IN ACTIONS GROUPS BY NATION / ORGANISATIONS IN 2013**

Country	Participants	GoR (Number of Action Groups)				
		AD(10)	FM(1)	HC(3)	SM(2)	TOTAL(16)
France	ONERA	10	1	2	0	13
	Industry	6	1	1	0	8
	Academia	3	0	0	1	4
Germany	DLR	9	1	2	1	13
	Industry	4	1	1	0	6
	Academia	4	2	0	0	6
Italy	CIRA	6	1	1	1	9
	Industry	4	0	2	0	6
	Academia	1	0	2	1	4
The Netherlands	NLR	4	1	3	1	9
	Industry	0	1	0	0	1
	Academia	0	0	1	0	1
Spain	INTA	3	1	0	1	5
	Industry	3	0	0	0	3
	Academia	1	1	0	0	2
Sweden	FOI	7	0	0	2	9
	Industry	3	0	0	2	5
	Academia	1	0	0	1	2
United Kingdom	DSTL	0	0	0	0	0
	Industry	3	1	1	1	6
	Academia	2	1	3	1	7

GoR	AG number	Research Establishments	Industry	Academic Institutes	TOTAL
AD	44	4	1	2	7
	45	4	3	0	7
	46	3	6	0	9
	47	4	4	0	8
	48	3	2	2	7
	49	6	0	1	7
	50	4	1	1	6
	51	3	1	2	6
	52	4	3	2	9
	53	4	2	2	8
FM	18	5	4	4	13
HC	19	1	1	3	5
	20	4	1	1	6
	21	3	3	2	8
SM	34	3	2	4	9
	35	3	1	0	4

Table 6: Participation in Actions Groups by Nation / organisations in 2013



**12. APPENDIX 4: RESOURCES DEPLOYED WITHIN ACTION GROUPS: PERSON-MONTH AND OTHER COSTS IN K€**

GoR	AG	2010		2011		2012		2013		2014		2015*	
		pm	k€	pm	k€	pm	k€	pm	k€	pm	k€	pm	k€
AD	43	2	0										
	44							1	0				
	45	5	10	5	10	5	5	1	0				
	46	12	0	10	0	3	0	3	3				
	47	15	0	10		10		1	0				
	48	17	27	11	7	3	6	6	8	1	0		
	49	21	175	20	170	15	100	7	70				
	50	16	60	16	60	8	0	10	20				
	51					13	40	12	40	12	40		
	52							20	45	23	63	23	63
53							10	12	13	24	13	24	
<b>AD</b>	<b>TOTAL</b>	<b>88</b>	<b>272</b>	<b>72</b>	<b>247</b>	<b>57</b>	<b>151</b>	<b>71</b>	<b>198</b>	<b>49</b>	<b>127</b>	<b>36</b>	<b>87</b>

GoR	AG	2010		2011		2012		2013		2014		2015*	
		pm	k€	pm	k€	pm	k€	pm	k€	pm	k€	pm	k€
FM	15												
	16												
	17												
	18	33	6	36	6	30	6	12	8				
	19	42	6	21	2	0	0						
<b>FM</b>	<b>TOTAL</b>	<b>75</b>	<b>12</b>	<b>57</b>	<b>8</b>	<b>30</b>	<b>6</b>	<b>12</b>	<b>8</b>	<b>0</b>	<b>0</b>	<b>0</b>	<b>0</b>

GoR	AG	2010		2011		2012		2013		2014		2015*	
		pm	k€	pm	k€	pm	k€	pm	k€	pm	k€	pm	k€
HC	15												
	16												
	17	17	25	13	18	1	1						
	18	2	2	0	0	0	0						
	19	16	4	14	10	12	5	3	0				
	20				2	1	1	18	10	20	28	18	28
	21							18		30		18	
<b>HC</b>	<b>TOTAL</b>	<b>35</b>	<b>31</b>	<b>27</b>	<b>30</b>	<b>14</b>	<b>7</b>	<b>39</b>	<b>10</b>	<b>50</b>	<b>28</b>	<b>36</b>	<b>28</b>

GoR	AG	2010		2011		2012		2013		2014		2015*	
		pm	k€	pm	k€	pm	k€	pm	k€	pm	k€	pm	k€
SM	31	30	30	2	10	3							
	32	20	10	4	0	2							
	33	0	0										
	34					6	0	50	49				
	35					1	1	10,5	16	11	41,5	10	35
<b>SM</b>	<b>TOTAL</b>	<b>50</b>	<b>40</b>	<b>6</b>	<b>10</b>	<b>12</b>	<b>1</b>	<b>60,5</b>	<b>65</b>	<b>11</b>	<b>41,5</b>	<b>10</b>	<b>35</b>

<b>GRAND TOTAL</b>		<b>248</b>	<b>355</b>	<b>162</b>	<b>295</b>	<b>113</b>	<b>165</b>	<b>182,5</b>	<b>281</b>	<b>110</b>	<b>196,5</b>	<b>82</b>	<b>150</b>
--------------------	--	------------	------------	------------	------------	------------	------------	--------------	------------	------------	--------------	-----------	------------

Table 7: Resources deployed within action groups: person-month and other costs in k€

\* NOTE: Several Action Groups are planned to end during 2014, while others are in preparation to be started during 2014 and 2015. Hence it is not meaningful at this stage to estimate resources for 2015.

### 13. APPENDIX 5: LIST OF GARTEUR REPORTS ISSUED IN 2013

#### 13.1. Technical Reports

GARTEUR number	Action Group	National reference	Date of issue	Title	Authors	Distribution Classification Remarks
TP-178	AD/AG-45	RTS 8/18168 DAAP (ONERA)	Feb. 2013	GARTEUR AD/AG-45 Application of CFD to predict high “g” loads	J.L. Hantrais- Gervois et al	GARTEUR Limited
TP-180	AD/AG-50	NLR-TR- 2013-194- RevEd-1	Nov. 2013	GARTEUR AD/AG-50: Effect of Open Jet Shear Layers on Aeroacoustic Wind Tunnel Measurements Improvements in understanding the effects of wind tunnel shear layers on aero-acoustic measurements	P. Sijtsma et al	GARTEUR Limited

Table 8: List of GARTEUR Technical Reports

#### 13.2. Executive Committee and Council

GARTEUR number	Date of issue	Title	Distribution Classification Remarks
X/D-45	April 2013	GARTEUR Annual Report 2012	GARTEUR Open
X/D-46	April 2013	GARTEUR Annexes to Annual Report 2012	GARTEUR Open

Table 9: List of GARTEUR reports issued by Executive Committee and Council

### 13.3. Conference Publications

The different Action Groups and GoRs did also make presentations at various technical conferences. This is noted in the respective GoR chapters in the Annex report (also included on the GARTEUR website).

### 13.4. Availability of technical reports

The GARTEUR Council decided the following regarding older GARTEUR technical reports:

- to make Open GARTEUR reports available on the website after 3 years;
- that the titles of all GARTEUR reports (also GARTEUR Limited) should be listed on the website;
- that most older reports should be declassified to GARTEUR Open and made available on the website;
- to implement these decisions available older reports have been scanned. Some reports are still missing.

By the end of 2013 the number of reports available on the website was 162. Another 50 reports are still GARTEUR Limited and kept by the secretariat.

## 14. APPENDIX 6: LIST OF ABBREVIATIONS

ACARE	Advisory Council for Aeronautics Research in Europe (old)
ACARE	Advisory Council for Aviation Research and Innovation in Europe (new)
AD	Aerodynamics
AG	Action Group
AirTN	Air Transport Net
ASD	Aerospace and Defence Industries Association of Europe
ASG	Aircraft Sectorial Group (within ASD)
ATM	Air Traffic Management
ATS	Air Transport System
AVT	Applied Vehicle Technology
BERR	Department for Business, Enterprise and Regulatory Reform, UK
BMWi	Federal Ministry of Economics and Technology, DE
BWB	Federal Office of Defence Technology and Procurement, DE
CDTI	Centre for the Development of Industrial Technology, ES
CFD	Computational Fluid Dynamics
CIRA	Italian Aerospace Research Center
DLR	German Aerospace Centre
DSTL	Defence Science and Technology Laboratory, UK
EADS	European Aeronautics Defence and Space company
EASA	European Aviation Safety Agency
EC	European Commission
EDA	European Defence Agency
EDTIB	European Defence Technological and Industrial Base



EFAPS	European Future Air Power Systems
EG	Exploratory Group
ERA	European Research Area
ERF	European Rotorcraft Forum
EREA	(Association of) European Research Establishments in Aeronautics
ESDP	European Security and Defence Policy
ESRP	European Security Research Programme
ETAP	European Technology Acquisition Programme
EU	European Union
FAS	Future Air Systems
FCAS	Future Combat Air Systems
FE	Finite Element
FM	Flight Mechanics, Systems and Integration
FOI	Swedish Defence Research Agency
FP	Framework Programme
GARTEUR	Group for Aeronautical Research and Technology in Europe
GMES	Global Monitoring for Environment and Security
GoR	Group of Responsables
HC	Helicopters
IMG4	Industry Management Groups
INTA	National Institute for Aerospace Technology, ES
JAR	Joint Aviation Requirements
JTI	Joint Technology Initiative
NLR	National Aerospace Laboratory, NL
NS	Navier-Stokes
ONERA	Aeronautics and Space Research Centre
PIO	Pilot-In-the-loop Oscillations
PPP	Public-Private Partnership
R&T(&D)	Research and Technology (and Development)
RE	Research Establishment
RTO	Research Technology Organisation (NATO)
SCT	Supersonic Civil Transport
SeNTRE	Security Network for Technological Research in Europe
SESAR	Single European Sky ATM Research
SM	Structures and Materials
SME	Small to Medium Enterprise
SRIA	Strategic Research and Innovation Agenda
SSA	Specific Support Action
TDP	Technology Demonstration Programmes
UAV	Unmanned Aerial Vehicle
XC	GARTEUR Executive Committee



